

# B S R & Associates LLP

Chartered Accountants

49/179A, 3<sup>rd</sup> Floor,  
Syama Business Centre,  
NH-47 Bypass Road,  
Vyttila, Kochi – 682 019 - India

Telephone: +91 484 4148 500  
Fax: +91 484 4148 501

## Independent Auditors' Report

**To the Members of Asianet Satellite Communications Private Limited**  
*(formerly known as Asianet Satellite Communications Limited)*

## Report on the Audit of the Standalone Financial Statements

### Opinion

We have audited the standalone financial statements of Asianet Satellite Communications Private Limited *(formerly known as Asianet Satellite Communications Limited)* ("the Company"), which comprise the standalone balance sheet as at 31 March 2021, and the standalone statement of profit and loss (including other comprehensive income), standalone statement of changes in equity and standalone statement of cash flows for the year then ended, and notes to the standalone financial statements, including a summary of the significant accounting policies and other explanatory information.

In our opinion and to the best of our information and according to the explanations given to us, the aforesaid standalone financial statements give the information required by the Companies Act, 2013 ("Act") in the manner so required and give a true and fair view in conformity with the accounting principles generally accepted in India, of the state of affairs of the Company as at 31 March 2021, and profit and other comprehensive income, changes in equity and its cash flows for the year ended on that date.

### Basis for Opinion

We conducted our audit in accordance with the Standards on Auditing (SAs) specified under section 143(10) of the Act. Our responsibilities under those SAs are further described in the *Auditor's Responsibilities for the Audit of the Standalone Financial Statements* section of our report. We are independent of the Company in accordance with the Code of Ethics issued by the Institute of Chartered Accountants of India together with the ethical requirements that are relevant to our audit of the standalone financial statements under the provisions of the Act and the Rules thereunder, and we have fulfilled our other ethical responsibilities in accordance with these requirements and the Code of Ethics. We believe that the audit evidence we have obtained is sufficient and appropriate to provide a basis for our opinion on the standalone financial statements.

### Other Information

The Company's management and Board of Directors are responsible for the other information. The other information comprises the information included in the Company's annual report, but does not include the financial statements and our auditors' report thereon. The annual report is expected to be made available to us after the date of this auditors' report.

## **B S R & Associates LLP**

### **Asianet Satellite Communications Private Limited** *(formerly known as Asianet Satellite Communications Limited)* **Independent Auditors' Report** *(continued)*

#### **Other Information** *(continued)*

Our opinion on the standalone financial statements does not cover the other information and we do not express any form of assurance conclusion thereon.

In connection with our audit of the standalone financial statements, our responsibility is to read the other information and, in doing so, consider whether the other information is materially inconsistent with the standalone financial statements or our knowledge obtained in the audit or otherwise appears to be materially misstated. When we read the annual report, if we conclude that there is material misstatement therein, we are required to communicate the matter to those charged with governance and take necessary actions as required under the applicable laws and regulations.

#### **Management's and Board of Directors' Responsibility for the Standalone Financial Statements**

The Company's Management and Board of Directors are responsible for the matters stated in section 134(5) of the Act with respect to the preparation of these standalone financial statements that give a true and fair view of the state of affairs, profit/loss and other comprehensive income, changes in equity and cash flows of the Company in accordance with the accounting principles generally accepted in India, including the Indian Accounting Standards (Ind AS) specified under section 133 of the Act. This responsibility also includes maintenance of adequate accounting records in accordance with the provisions of the Act for safeguarding of the assets of the Company and for preventing and detecting frauds and other irregularities; selection and application of appropriate accounting policies; making judgments and estimates that are reasonable and prudent; and design, implementation and maintenance of adequate internal financial controls that were operating effectively for ensuring accuracy and completeness of the accounting records, relevant to the preparation and presentation of the standalone financial statements that give a true and fair view and are free from material misstatement, whether due to fraud or error.

In preparing the standalone financial statements, the Management and Board of Directors are responsible for assessing the Company's ability to continue as a going concern, disclosing, as applicable, matters related to going concern and using the going concern basis of accounting unless the Board of Directors either intends to liquidate the Company or to cease operations, or has no realistic alternative but to do so.

The Board of Directors is also responsible for overseeing the Company's financial reporting process.

#### **Auditor's Responsibilities for the Audit of the Standalone Financial Statements**

Our objectives are to obtain reasonable assurance about whether the standalone financial statements as a whole are free from material misstatement, whether due to fraud or error, and to issue an auditor's report that includes our opinion. Reasonable assurance is a high level of assurance, but is not a guarantee that an audit conducted in accordance with SAs will always detect a material misstatement when it exists. Misstatements can arise from fraud or error and are considered material if, individually or in the aggregate, they could reasonably be expected to influence the economic decisions of users taken on the basis of these standalone financial statements.

As part of an audit in accordance with SAs, we exercise professional judgment and maintain professional skepticism throughout the audit. We also:

## B S R & Associates LLP

**Asianet Satellite Communications Private Limited**  
*(formerly known as Asianet Satellite Communications Limited)*  
**Independent Auditors' Report** *(continued)*

**Auditor's Responsibilities for the Audit of the Standalone Financial Statements** *(continued)*

- Identify and assess the risks of material misstatement of the standalone financial statements, whether due to fraud or error, design and perform audit procedures responsive to those risks, and obtain audit evidence that is sufficient and appropriate to provide a basis for our opinion. The risk of not detecting a material misstatement resulting from fraud is higher than for one resulting from error, as fraud may involve collusion, forgery, intentional omissions, misrepresentations, or the override of internal control.
- Obtain an understanding of internal control relevant to the audit in order to design audit procedures that are appropriate in the circumstances. Under section 143(3)(i) of the Act, we are also responsible for expressing our opinion on whether the company has adequate internal financial controls with reference to financial statements in place and the operating effectiveness of such controls.
- Evaluate the appropriateness of accounting policies used and the reasonableness of accounting estimates and related disclosures in the standalone financial statements made by the Management and Board of Directors.
- Conclude on the appropriateness of the Management and Board of Directors use of the going concern basis of accounting and, based on the audit evidence obtained, whether a material uncertainty exists related to events or conditions that may cast significant doubt on the Company's ability to continue as a going concern. If we conclude that a material uncertainty exists, we are required to draw attention in our auditor's report to the related disclosures in the standalone financial statements or, if such disclosures are inadequate, to modify our opinion. Our conclusions are based on the audit evidence obtained up to the date of our auditor's report. However, future events or conditions may cause the Company to cease to continue as a going concern.
- Evaluate the overall presentation, structure and content of the standalone financial statements, including the disclosures, and whether the standalone financial statements represent the underlying transactions and events in a manner that achieves fair presentation.

We communicate with those charged with governance regarding, among other matters, the planned scope and timing of the audit and significant audit findings, including any significant deficiencies in internal control that we identify during our audit.

We also provide those charged with governance with a statement that we have complied with relevant ethical requirements regarding independence, and to communicate with them all relationships and other matters that may reasonably be thought to bear on our independence, and where applicable, related safeguards.

## B S R & Associates LLP

**Asianet Satellite Communications Private Limited**  
*(formerly known as Asianet Satellite Communications Limited)*  
**Independent Auditors' Report** *(continued)*

### Report on Other Legal and Regulatory Requirements

1. As required by the Companies (Auditors' Report) Order, 2016 ("the Order") issued by the Central Government in terms of section 143 (11) of the Act, we give in the "Annexure A" a statement on the matters specified in paragraphs 3 and 4 of the Order, to the extent applicable.
- 2.(A) As required by Section 143(3) of the Act, we report that:
  - a) We have sought and obtained all the information and explanations which to the best of our knowledge and belief were necessary for the purposes of our audit.
  - b) In our opinion, proper books of account as required by law have been kept by the Company so far as it appears from our examination of those books.
  - c) The standalone balance sheet, the standalone statement of profit and loss (including other comprehensive income), the standalone statement of changes in equity and the standalone statement of cash flows dealt with by this Report are in agreement with the books of account.
  - d) In our opinion, the aforesaid standalone financial statements comply with the Ind AS specified under section 133 of the Act.
  - e) On the basis of the written representations received from the directors as on 31 March 2021 taken on record by the Board of Directors, none of the directors is disqualified as on 31 March 2021 from being appointed as a director in terms of Section 164(2) of the Act.
  - f) With respect to the adequacy of the internal financial controls with reference to financial statements of the Company and the operating effectiveness of such controls, refer to our separate Report in "Annexure B".
- (B) With respect to the other matters to be included in the Auditors' Report in accordance with Rule 11 of the Companies (Audit and Auditors) Rules, 2014, in our opinion and to the best of our information and according to the explanations given to us:
  - i. The Company has disclosed the impact of pending litigations as at 31 March 2021 on its financial position in its standalone financial statements - Refer Note 31 and Note 40 to the standalone financial statements;
  - ii. The Company did not have any long-term contracts including derivative contracts for which there were any material foreseeable losses - Refer Note 31 to the standalone financial statements;
  - iii. There were no amounts which were required to be transferred, to the Investor Education and Protection Fund by the Company.

## B S R & Associates LLP

**Asianet Satellite Communications Private Limited**  
*(formerly known as Asianet Satellite Communications Limited)*  
**Independent Auditors' Report** *(continued)*

### **Report on Other Legal and Regulatory Requirements** *(continued)*

- iv. The disclosures in the standalone financial statements regarding holdings as well as dealings in specified bank notes during the period from 8 November 2016 to 30 December 2016 have not been made in these financial statements since they do not pertain to the financial year ended 31 March 2021.

(C) With respect to the matter to be included in the Auditors' Report under section 197(16):

In our opinion and according to the information and explanations given to us, the remuneration paid by the Company to its directors during the current year is in accordance with the provisions of Section 197 of the Act, until the Company was converted into a private limited company. The remuneration paid to any director is not in excess of the limit laid down under Section 197 of the Act. The Ministry of Corporate Affairs has not prescribed other details under Section 197(16) which are required to be commented upon by us.

*for* **B S R & Associates LLP**

*Chartered Accountants*

ICAI Firm registration number: 116231W/W-100024

**BABY  
PAUL**

Digitally signed  
by BABY PAUL  
Date: 2021.08.28  
19:42:41 +05'30'

**Baby Paul**

*Partner*

Membership number: 218255

ICAI Unique Document Identification Number: 21218255AAAAD4234

Kochi

28 August 2021

## B S R & Associates LLP

### **Asianet Satellite Communications Private Limited** *(formerly known as Asianet Satellite Communications Limited)* **Annexure A to the Auditors' Report**

The Annexure A referred to in our report to the members of the Company on the standalone financial statements for the year ended 31 March 2021. We report that:

- (i) (a) The Company has maintained proper records showing full particulars, including quantitative details and situation of fixed assets except for certain particulars on quantitative details, location and allocation of directly attributable costs for certain assets capitalised in earlier years, which the management is in the process of updating the records.
- (b) The Company has a regular programme of physical verification of its fixed assets by which all fixed assets are verified in a phased manner over a period of three years other than cables and modems installed at subscribers' locations. In our opinion, this periodicity of physical verification is reasonable having regard to the size of the Company and the nature of its assets. Pursuant to the programme, certain fixed assets were physically verified during the year. No material discrepancies were noticed on such verification. With respect to the cables and modems installed at subscribers' locations, management is of the view that it is not possible to physically verify these assets due to their nature and location. According to the information and explanations given to us, the existence of modems is verified on the basis of the 'active user' status in the system.
- (c) In our opinion and according to the information, explanations given to us and on the basis of our examination of the records of the Company and the confirmations provided to us, the title deeds of immovable properties included in property, plant and equipment are held in the name of the Company.
- (ii) The inventory, except goods-in-transit, has been physically verified by the management during the year and no material discrepancies were noticed on such verification. In our opinion, the frequency of such verification is reasonable.
- (iii) The Company has granted unsecured loans to a company covered in the register maintained under section 189 of the Companies Act, 2013 ('the Act').
  - (a) In our opinion and according to the information and explanations given to us, the terms and conditions on which the loans had been granted to the Company listed in the Register maintained under Section 189 of the Act are not prejudicial to the interest of the Company.
  - (b) According to the information and explanations given to us, in respect of the loan granted, the schedule of repayment of principal and payment of interest has not been stipulated. In the absence of the same we are unable to make specific comment on the regularity of repayment of principal and payment of interest.
  - (c) There is no loan outstanding as at the balance sheet date.
- (iv) In our opinion and according to the information and explanations given to us, the Company has complied with the provisions of Section 186 of the Act, with respect to the loans and guarantees and security given and investments made. There are no loans, guarantees and security given in respect of which provisions of section 185 of the Act are applicable.
- (v) The Company has not accepted any deposits from the public within the meaning the directives issued by the Reserve Bank of India, provisions of Section 73 to 76 of the Act, any other relevant provisions of the Act and the relevant rules framed thereunder.
- (vi) We have broadly reviewed the books of account maintained by the Company pursuant to the rules prescribed by the Central Government for maintenance of cost records under Section 148 of the Act in respect of cost of operation, cost of sales and margin of all services and products and are of the opinion that prima facie, the prescribed accounts and records have been made and maintained. However, we have not made a detailed examination of the records.

**Asianet Satellite Communications Private Limited***(formerly known as Asianet Satellite Communications Limited)***Annexure - A to the Independent Auditors' Report (continued)**

- (vii) (a) According to the information and explanations given to us and on the basis of our examination of the records of the Company, amounts deducted / accrued in the books of account in respect of undisputed statutory dues including provident fund, tax deducted at source, employees' state insurance, goods and services tax, customs duty, cess and any other material statutory dues have generally been regularly deposited with the appropriate authorities. As explained to us, the Company did not have any dues on account of sales tax, service tax, duty of excise and value added tax.

According to the information and explanations given to us, no undisputed amounts payable in respect of provident fund, employees' state insurance, income tax, goods and services tax, customs duty, cess and other material statutory dues were in arrears as at 31 March 2021 for a period of more than six months from the date they became payable.

- (b) According to the information and explanations given to us, there are no dues of income tax, goods and service tax, sales tax or service tax, customs duty, value added tax which have not been deposited by the Company on account of disputes, except for the following:

Name of the statute	Nature of dues	Total demands (Rs. in lakhs)	Amount paid under protest (Rs. in lakhs)	Period	Forum
Income Tax Act, 1961	Income Tax	224.00	-	FY 2016-17	Commissioner of Income Tax (Appeals)
		4.49	-	FY 2017-18	
Finance Act, 1994	Service tax	603.65	18.00	FY 2009-10	Goods and Services Tax Appellate Tribunal (GSTAT), Bangalore
		363.90	25.00	FY 2010-11	
		304.53	-	FY 2006-11	
Customs Act, 1962	Customs duty	194.01	97.01	FY 2002-03	High Court, Madras
The Kerala Value Added Tax	Sales Tax	83.80	10.47	FY 2012-13	State Goods and Services Tax Appellant Tribunal (SGSTAT), Trivandrum
		89.87	11.97	FY 2013-14	
		113.47	12.02	FY 2014-15	
		78.81	15.76	FY 2011-12	Deputy Commissioner (Appeals), Trivandrum

## B S R & Associates LLP

### Asianet Satellite Communications Private Limited

*(formerly known as Asianet Satellite Communications Limited)*

#### Annexure - A to the Independent Auditors' Report (continued)

- (viii) In our opinion and according to the information and explanations given to us, the Company has not defaulted in repayment of loans or borrowings to financial institutions and banks. The Company did not have any outstanding loans or borrowings from government and there are no dues to debenture holders during the year.
- (ix) According to the information and explanations given to us and based on examination of the records of the Company, the term loans obtained during the year were applied for the purpose for which they were obtained. The Company has not raised any money by way of initial public offer or further public offer (including debt instruments) during the year.
- (x) According to the information and explanation given to us, no material fraud on the Company by its officers and employees or fraud by the Company has been noticed or reported during the course of our audit.
- (xi) According to the information and explanations given to us the Company is a private limited company and accordingly the provisions of Section 197 read with Schedule V to the Act are not applicable to the Company.
- (xii) According to the information and explanations given to us, in our opinion, the Company is not a Nidhi Company as prescribed under Section 406 of the Act.
- (xiii) According to the information and explanations given to us and based on our examination of the records of the Company, transactions with the related parties are in compliance with sections 177 and 188 of the Act, where applicable, and details of such transactions have been disclosed in the standalone financial statements as required by the applicable accounting standards.
- (xiv) During the year the Company has not made any preferential allotment or private placement of shares or fully or partly convertible debentures. Thus, paragraph 3(xiv) of the Order is not applicable.
- (xv) According to the information and explanations given to us and based on our examination of the records of the Company, the Company has not entered into non-cash transactions with directors or persons connected with him. Thus, paragraph 3(xv) of the Order is not applicable.
- (xvi) According to the information and explanation given to us and in our opinion, the Company is not required to be registered under Section 45-IA of the Reserve Bank of India Act, 1934.

*for B S R & Associates LLP*

*Chartered Accountants*

ICAI Firm registration number: 116231W/W-100024

**BABY PAUL**

Digitally signed by  
BABY PAUL  
Date: 2021.08.28  
19:43:23 +05'30'

**Baby Paul**

*Partner*

Membership number: 218255

ICAI Unique Document Identification Number: 21218255AAAAD4234

Kochi

28 August 2021



## **B S R & Associates LLP**

### **Asianet Satellite Communications Private Limited**

*(formerly known as Asianet Satellite Communications Limited)*

### **Annexure B to the Independent Auditors' Report**

### **Report on the internal financial controls with reference to the aforesaid standalone financial statements under Clause (i) of Sub-section 3 of Section 143 of the Companies Act, 2013**

#### **Opinion**

We have audited the internal financial controls with reference to standalone financial statements of Asianet Satellite Communications Private Limited *(formerly known as Asianet Satellite Communications Limited)* ("the Company") as of 31 March 2021 in conjunction with our audit of the standalone financial statements of the Company for the year ended on that date.

In our opinion, the Company has, in all material respects, adequate internal financial controls with reference to standalone financial statements and such internal financial controls were operating effectively as at 31 March 2021, based on the internal financial controls with reference to standalone financial statements criteria established by the Company considering the essential components of internal control stated in the Guidance Note on Audit of Internal Financial Controls Over Financial Reporting issued by the Institute of Chartered Accountants of India (the "Guidance Note").

#### **Management's Responsibility for Internal Financial Controls**

The Company's management and the Board of Directors are responsible for establishing and maintaining internal financial controls based on the internal financial controls with reference to standalone financial statements criteria established by the Company considering the essential components of internal control stated in the Guidance Note. These responsibilities include the design, implementation and maintenance of adequate internal financial controls that were operating effectively for ensuring the orderly and efficient conduct of its business, including adherence to company's policies, the safeguarding of its assets, the prevention and detection of frauds and errors, the accuracy and completeness of the accounting records, and the timely preparation of reliable financial information, as required under the Companies Act, 2013 (hereinafter referred to as "the Act").

#### **Auditors' Responsibility**

Our responsibility is to express an opinion on the Company's internal financial controls with reference to standalone financial statements based on our audit. We conducted our audit in accordance with the Guidance Note and the Standards on Auditing, prescribed under section 143(10) of the Act, to the extent applicable to an audit of internal financial controls with reference to standalone financial statements. Those Standards and the Guidance Note require that we comply with ethical requirements and plan and perform the audit to obtain reasonable assurance about whether adequate internal financial controls with reference to standalone financial statements were established and maintained and whether such controls operated effectively in all material respects.

Our audit involves performing procedures to obtain audit evidence about the adequacy of the internal financial controls with reference to standalone financial statements and their operating effectiveness. Our audit of internal financial controls with reference to standalone financial statements included obtaining an understanding of such internal financial controls, assessing the risk that a material weakness exists, and testing and evaluating the design and operating effectiveness of internal control based on the assessed risk. The procedures selected depend on the auditor's judgement, including the assessment of the risks of material misstatement of the standalone financial statements, whether due to fraud or error.

We believe that the audit evidence we have obtained is sufficient and appropriate to provide a basis for our audit opinion on the Company's internal financial controls with reference to standalone financial statements.

## **B S R & Associates LLP**

### **Asianet Satellite Communications Private Limited**

*(formerly known as Asianet Satellite Communications Limited)*

### **Annexure B to the Independent Auditors' report (continued)**

#### **Meaning of Internal Financial controls with Reference to Standalone Financial Statements**

A company's internal financial controls with reference to standalone financial statements is a process designed to provide reasonable assurance regarding the reliability of financial reporting and the preparation of standalone financial statements for external purposes in accordance with generally accepted accounting principles. A company's internal financial controls with reference to standalone financial statements include those policies and procedures that (1) pertain to the maintenance of records that, in reasonable detail, accurately and fairly reflect the transactions and dispositions of the assets of the company; (2) provide reasonable assurance that transactions are recorded as necessary to permit preparation of standalone financial statements in accordance with generally accepted accounting principles, and that receipts and expenditures of the company are being made only in accordance with authorisations of management and directors of the company; and (3) provide reasonable assurance regarding prevention or timely detection of unauthorised acquisition, use, or disposition of the company's assets that could have a material effect on the standalone financial statements.

#### **Inherent Limitations of Internal Financial controls with Reference to Standalone Financial Statements**

Because of the inherent limitations of internal financial controls with reference to standalone financial statements, including the possibility of collusion or improper management override of controls, material misstatements due to error or fraud may occur and not be detected. Also, projections of any evaluation of the internal financial controls with reference to standalone financial statements to future periods are subject to the risk that the internal financial controls with reference to standalone financial statements may become inadequate because of changes in conditions, or that the degree of compliance with the policies or procedures may deteriorate.

*for B S R & Associates LLP*

*Chartered Accountants*

ICAI Firm registration number: 116231W/W-100024

**BABY  
PAUL**

Digitally signed by  
BABY PAUL  
Date: 2021.08.28  
19:43:51 +05'30'

**Baby Paul**

*Partner*

Membership number: 218255

ICAI Unique Document Identification Number: 21218255AAAAD4234

Kochi

28 August 2021

**Asianet Satellite Communications Private Limited**  
(formerly known as Asianet Satellite Communications Limited)  
**Standalone balance sheet as at 31 March 2021**  
(All amounts in Indian rupee lakhs)

	Notes	As at 31 March 2021	As at 31 March 2020
<b>Assets</b>			
<b>Non-current assets</b>			
Property, plant and equipment	4	32,167.48	30,072.66
Capital work-in-progress	4	2,692.40	2,322.74
Right-of-use assets	36	578.77	729.17
Intangible assets	5	86.06	64.62
Intangible assets under development	5	262.67	228.93
Financial assets			
Investments	6	8,011.58	8,011.58
Loans	7	390.27	423.56
Deferred tax assets	30	73.72	619.95
Income tax assets (net)	30	245.16	351.57
Other non-current assets	8	257.63	211.52
<b>Total non-current assets</b>		<b>44,765.74</b>	<b>43,036.30</b>
<b>Current assets</b>			
Inventories	9	9.04	117.43
Financial assets			
Investments	10	-	1,192.82
Trade receivables	11	620.52	688.93
Cash and cash equivalents	12	372.38	125.88
Other bank balances	13	1,300.76	1,190.70
Loans	7	140.30	1,641.52
Other financial assets	14	0.95	68.60
Other current assets	8	386.24	774.24
<b>Total current assets</b>		<b>2,830.19</b>	<b>5,800.12</b>
Assets classified as held for sale	42	1,370.81	-
<b>Total assets</b>		<b>48,966.74</b>	<b>48,836.42</b>
<b>Equity and liabilities</b>			
<b>Equity</b>			
Equity share capital	15	10,068.92	10,068.92
Other equity		9,679.96	7,181.29
<b>Total equity</b>		<b>19,748.88</b>	<b>17,250.21</b>
<b>Liabilities</b>			
<b>Non-current liabilities</b>			
Financial liabilities			
Borrowings	16	5,894.80	9,533.74
Lease liabilities	36	511.79	627.19
Provisions	17	2,187.11	1,988.41
Other non-current liabilities	18	1,507.68	262.49
<b>Total non-current liabilities</b>		<b>10,101.38</b>	<b>12,411.83</b>
<b>Current liabilities</b>			
Financial liabilities			
Borrowings	16	261.37	2,542.87
Lease liabilities	36	121.55	119.38
Trade payables	19		
Total outstanding dues of micro and small enterprises		188.91	220.16
Total outstanding dues of creditors other than micro and small enterprises		3,349.96	1,797.00
Other financial liabilities	20	11,475.03	12,081.42
Provisions	17	301.99	295.08
Income tax liabilities (net)	30	185.99	-
Other current liabilities	18	3,231.68	2,118.47
<b>Total current liabilities</b>		<b>19,116.48</b>	<b>19,174.38</b>
<b>Total liabilities</b>		<b>29,217.86</b>	<b>31,586.21</b>
<b>Total equity and liabilities</b>		<b>48,966.74</b>	<b>48,836.42</b>
<b>Significant accounting policies</b>	3		

The accompanying notes form an integral part of these standalone financial statements

As per our report of even date attached

for **B S R & Associates LLP**

Chartered Accountants

Firm registration number: 116231W /W-100024

**BABY PAUL**  
Digitally signed by BABY PAUL  
Date: 2021.08.28 19:34:21 +05'30'

**Baby Paul**  
Partner  
Membership number: 218255

Kochi  
28 August 2021



for and on behalf of the Board of Directors of

**Asianet Satellite Communications Private Limited**  
(formerly known as Asianet Satellite Communications Limited)  
CIN: U92132KL1992PTC006725

VIREN RAJEJA  
Digitally signed by VIREN RAJEJA  
Date: 2021.08.28 18:43:49 +05'30'

**Viren Raheja**  
Chairman and Director  
DIN: 00037592

Mumbai  
28 August 2021

G.SANKARANARAYAN A  
Digitally signed by G.SANKARANARAYAN A  
Date: 2021.08.28 18:12:21 +05'30'

**G Sankaranarayana**  
Managing Director and CEO  
DIN: 07247965

Mumbai  
28 August 2021

PAZHEMPALLIL SIVARAMAN NAIR SURESH  
Digitally signed by PAZHEMPALLIL SIVARAMAN NAIR SURESH  
Date: 2021.08.28 18:15:58 +05'30'

**P S Suresh**  
Executive Director  
DIN: 08421313  
Thiruvananthapuram  
28 August 2021

JOBY MATHEW  
Digitally signed by JOBY MATHEW  
Date: 2021.08.28 18:18:54 +05'30'

**Joby Mathew**  
Company Secretary  
Membership no: A 24411  
Thiruvananthapuram  
28 August 2021

**Asianet Satellite Communications Private Limited**  
*(formerly known as Asianet Satellite Communications Limited)*  
**Standalone statement of profit and loss for the year ended 31 March 2021**  
 (All amounts in Indian rupee lakhs)

	Notes	Year ended 31 March 2021	Year ended 31 March 2020
<b>Income</b>			
Revenue from operations	21	23,378.36	17,245.86
Other income	22	249.14	522.58
<b>Total income</b>		<b>23,627.50</b>	<b>17,768.44</b>
<b>Expenses</b>			
Operating expenses	23	7,544.29	4,651.06
Purchases of stock-in-trade	24	3.30	10.15
Changes in inventories of stock-in-trade	25	108.39	(4.66)
Employee benefits expense	26	3,470.67	2,559.79
Impairment losses on financial and contract assets	34C	257.64	360.07
Finance costs	27	1,634.28	2,371.44
Depreciation and amortisation expense	28	4,696.20	4,417.18
Other expenses	29	2,291.73	2,861.64
<b>Total expenses</b>		<b>20,006.50</b>	<b>17,226.67</b>
<b>Profit before tax</b>		<b>3,621.00</b>	<b>541.77</b>
<b>Tax expense</b>	30		
Current tax		575.43	76.00
Deferred tax charge/ (credit)		546.42	775.82
<b>Total tax expense</b>		<b>1,121.85</b>	<b>851.82</b>
<b>Profit / (loss) for the year</b>		<b>2,499.15</b>	<b>(310.05)</b>
<b>Other comprehensive income</b>			
<i>Items that will not be reclassified subsequently to profit or loss</i>			
Remeasurement of net defined benefit liability		(0.67)	(71.05)
Income tax relating to items that will not be reclassified to profit or loss		0.19	19.77
<b>Other comprehensive loss, net of taxes</b>		<b>(0.48)</b>	<b>(51.28)</b>
<b>Total comprehensive income/ (loss) for the year</b>		<b>2,498.67</b>	<b>(361.33)</b>
<b>Earning per equity share</b> (equity share of face value of Rs.10 each)	32		
Basic and diluted (Rs.)		2.48	(0.31)
<b>Significant accounting policies</b>	3		

The accompanying notes form an integral part of these standalone financial statements

As per our report of even date attached

for **B S R & Associates LLP**

Chartered Accountants

Firm registration number: 116231W /W-100024

**BABY  
PAUL**

Digitally signed  
by BABY PAUL  
Date: 2021.08.28  
19:35:32 +05'30'

**Baby Paul**

Partner

Membership number: 218255

Kochi

28 August 2021

for and on behalf of the Board of Directors of

**Asianet Satellite Communications Private Limited**

*(formerly known as Asianet Satellite Communications Limited)*

CIN: U92132KL1992PTC006725

**VIREN**

RAJAN  
RAHEJA

Digitally signed by  
VIREN RAJAN RAHEJA  
Date: 2021.08.28  
18:45:25 +05'30'

**Viren Raheja**

Chairman and Director

DIN: 00037592

Mumbai

28 August 2021

**G.SANKARANARAYANA**

Digitally signed by  
G.SANKARANARAYANA  
Date: 2021.08.28 18:12:52 +05'30'

**G Sankaranarayana**

Managing Director and CEO

DIN: 07247965

Mumbai

28 August 2021

PAZHEMPALLIL  
SIVARAMAN NAIR SURESH

Digitally signed by PAZHEMPALLIL  
SIVARAMAN NAIR SURESH  
Date: 2021.08.28 18:16:32 +05'30'

**P S Suresh**

Executive Director

DIN: 08421313

Thiruvananthapuram

28 August 2021

**JOBY MATHEW**

Digitally signed by JOBY MATHEW  
Date: 2021.08.28 18:19:35 +05'30'

**Joby Mathew**

Company Secretary

Membership no: A 24411

Thiruvananthapuram

28 August 2021



**Asianet Satellite Communications Private Limited**  
(formerly known as Asianet Satellite Communications Limited)  
**Standalone statement of cash flows for the year ended 31 March 2021**  
(All amounts in Indian rupee lakhs)

	Year ended 31 March 2021	Year ended 31 March 2020
<b>Cash flows from operating activities</b>		
<b>Profit before taxes</b>	3,621.00	541.77
<i>Adjustments for:</i>		
Depreciation and amortisation	4,696.20	4,417.18
Gain on sale of property, plant and equipment (net)	(0.14)	(0.49)
Net gain on fair value changes on financial assets measured at FVTPL	(7.01)	(79.22)
Finance costs	1,634.28	2,371.44
Interest income under the effective interest method	(66.84)	(93.79)
Interest on loan due from subsidiary	(54.01)	(240.99)
Financial guarantee income	(22.00)	(2.09)
Liabilities no longer required written back	-	(21.03)
Impairment losses on financial and contract assets	257.64	360.07
Dividend income from mutual funds	(4.66)	(82.61)
Unrealised foreign exchange loss	70.87	427.60
<b>Operating cash flow before working capital changes</b>	<b>10,125.33</b>	<b>7,597.84</b>
(Increase)/decrease in inventories	108.39	(113.36)
Increase in trade receivables	(189.23)	(291.03)
Decrease in financial assets and other assets	1,777.35	3,628.49
Increase in financial liabilities and other liabilities	4,740.10	73.30
<b>Net cash generated from operating activities before taxes</b>	<b>16,561.94</b>	<b>10,895.24</b>
Income tax paid, net	(283.03)	(166.87)
<b>Net cash generated from operating activities (A)</b>	<b>16,278.91</b>	<b>10,728.37</b>
<b>Cash flow from investing activities</b>		
Acquisition of property, plant and equipment	(9,218.51)	(6,818.54)
Proceeds from sale of property, plant and equipment	3.11	305.24
Proceeds from sale of investment in mutual funds, net	1,199.83	1,985.38
Dividends received from mutual funds	4.66	82.61
Interest received	210.50	295.11
<b>Net cash used in investing activities (B)</b>	<b>(7,800.41)</b>	<b>(4,150.20)</b>
<b>Cash flow from financing activities</b>		
Long term secured loans availed	6,926.00	7,773.00
Long term secured loans repaid	(11,122.67)	(10,651.82)
Current borrowings availed, net	(2,225.32)	(1,259.27)
Payment of lease liabilities	(180.93)	(177.85)
Finance costs	(1,629.08)	(2,324.09)
<b>Net cash generated used in financing activities (C)</b>	<b>(8,232.00)</b>	<b>(6,640.03)</b>
<b>Net increase/(decrease) in cash and cash equivalents (A+B+C)</b>	<b>246.50</b>	<b>(61.86)</b>
Cash and cash equivalents at the beginning of the year	125.88	187.74
<b>Cash and cash equivalents at the end of the year</b>	<b>372.38</b>	<b>125.88</b>
Refer to note 12 cash and cash equivalents		

**Changes in liabilities arising from financing activities for the year ended 31 March 2021**

Particulars	As at 1 April 2020	Cash flows	Non cash changes Foreign exchange	As at 31 March 2021
Non-current borrowings (including current maturities)	19,612.64	(4,196.67)	156.57	15,572.54
Current borrowings	2,542.87	(2,225.32)	(56.18)	261.37
Lease liabilities	746.57	(180.93)	67.70	633.34
<b>Total</b>	<b>22,155.51</b>	<b>(6,421.99)</b>	<b>100.39</b>	<b>15,833.91</b>

**Changes in liabilities arising from financing activities for the year ended 31 March 2020**

Particulars	As at 1 April 2019	Cash flows	Non cash changes Foreign exchange	As at 31 March 2020
Non-current borrowings (including current maturities)	22,208.26	(2,878.82)	283.20	19,612.64
Current borrowings	3,668.59	(1,259.27)	133.55	2,542.87
Lease liabilities	845.22	(177.85)	79.20	746.57
<b>Total</b>	<b>26,722.07</b>	<b>(4,315.94)</b>	<b>495.95</b>	<b>22,902.08</b>

The accompanying notes form an integral part of these standalone financial statements

As per our report of even date attached

for **B S R & Associates LLP**

Chartered Accountants

Firm registration number: 116231W /W-100024

**BABY PAUL** Digitally signed by BABY PAUL  
Date: 2021.08.28 19:36:34 +05'30'

**Baby Paul**

Partner

Membership No: 218255

Kochi

28 August 2021



for and on behalf of the Board of Directors of

**Asianet Satellite Communications Private Limited**

(formerly known as Asianet Satellite Communications Limited)

CIN: U92132KL1992PTC006725

**VIREN RAJAN RAHEJA** Digitally signed by  
VIREN RAJAN RAHEJA  
Date: 2021.08.28  
18:46:06 +05'30'

**Viren Raheja**

Chairman and Director

DIN: 00037592

Mumbai

28 August 2021

**G.SANKARANARAYANA** Digitally signed by  
G.SANKARANARAYANA  
Date: 2021.08.28 18:13:17 +05'30'

**G Sankaranarayana**

Managing Director and CEO

DIN: 07247965

Mumbai

28 August 2021

**PAZHEMPALLIL SIVARAMAN NAIR SURESH** Digitally signed by  
PAZHEMPALLIL SIVARAMAN NAIR SURESH  
Date: 2021.08.28 18:16:54 +05'30'

**P S Suresh**

Executive Director

DIN: 08421313

Thiruvananthapuram

28 August 2021

**JOBY MATHEW** Digitally signed by JOBY MATHEW  
Date: 2021.08.28 18:20:00 +05'30'

**Joby Mathew**

Company Secretary

Membership no: A 24411

Thiruvananthapuram

28 August 2021

**A Equity Share Capital**

Particulars	Note	Amount
<b>Balance as at 1 April 2019</b>		10,068.92
Changes in equity share capital during 2019-20	15	-
<b>As at 31 March 2020</b>		<b>10,068.92</b>
Changes in equity share capital during 2020-21	15	-
<b>As at 31 March 2021</b>		<b>10,068.92</b>

**B Other equity**

Particulars	Other components of equity	Reserves and surplus			Items of other comprehensive income	Total other equity attributable to equity holders of the Company
		Securities Premium	Revaluation reserve	Retained earnings	Remeasurement of net defined benefit liability/ (asset), net of tax	
<b>Balance as at 1 April 2019</b>	<b>34.38</b>	<b>9,698.59</b>	<b>1,676.12</b>	<b>(3,866.47)</b>	-	<b>7,542.62</b>
<b>Total comprehensive income for the year ended 31 March 2020</b>						
Profit for the year	-	-	-	(310.05)	-	(310.05)
Other comprehensive loss, net of tax	-	-	-	-	(51.28)	(51.28)
<b>Total comprehensive income</b>	-	-	-	<b>(310.05)</b>	<b>(51.28)</b>	<b>(361.33)</b>
Transferred to retained earnings	-	-	-	(51.28)	51.28	-
<b>Balance as at 31 March 2020</b>	<b>34.38</b>	<b>9,698.59</b>	<b>1,676.12</b>	<b>(4,227.80)</b>	-	<b>7,181.29</b>
<b>Total comprehensive income for the year ended 31 March 2021</b>						
Profit for the year	-	-	-	2,499.15	-	2,499.15
Other comprehensive loss, net of tax	-	-	-	-	(0.48)	(0.48)
<b>Total comprehensive income</b>	-	-	-	<b>2,499.15</b>	<b>(0.48)</b>	<b>2,498.67</b>
Transferred to retained earnings	-	-	-	(0.48)	0.48	-
<b>Balance as at 31 March 2021</b>	<b>34.38</b>	<b>9,698.59</b>	<b>1,676.12</b>	<b>(1,729.13)</b>	-	<b>9,679.96</b>

The description of the nature and purpose of each reserve within equity is as follows:

**Other components of equity** represent the equity component of preference shares. Refer note 15.

**Securities premium** is used to record the premium received on issue of shares. It is utilised in accordance with the provisions of the Companies Act, 2013.

**Retained earnings**

Retained earnings or accumulated surplus represents total of all profits retained since Company's inception. Retained earnings are credited with current year profits, reduced by losses, if any, dividend pay-outs, transfers to or any other appropriations to specific reserves.

**Other comprehensive income**

Other comprehensive income (OCI) comprises of actuarial gains and losses that are recognised in other comprehensive income.

**Revaluation reserve**

Revaluation reserve has been created on revaluation of land.

The accompanying notes form an integral part of these standalone financial statements

As per our report of even date attached

for **B S R & Associates LLP**

Chartered Accountants

Firm registration number: 116231W /W-100024

**BABY PAUL**  
Digitally signed by BABY PAUL  
Date: 2021.08.28 19:37:47 +05'30'

**Baby Paul**

Partner

Membership number: 218255

Kochi  
28 August 2021

for and on behalf of the Board of Directors of

**Asianet Satellite Communications Private Limited**

(formerly known as Asianet Satellite Communications Limited)

CIN: U92132KL1992PTC006725

**VIREN RAJAN RAHEJA**  
Digitally signed by VIREN RAJAN RAHEJA  
Date: 2021.08.28 18:46:45 +05'30'

**Viren Raheja**

Chairman and Director

DIN: 00037592

Mumbai  
28 August 2021

**G.SANKARANARAYANA**  
Digitally signed by G.SANKARANARAYANA  
Date: 2021.08.28 18:13:46 +05'30'

**G Sankaranarayana**

Managing Director and CEO

DIN: 07247965

Mumbai  
28 August 2021



**PAZHEMPALLIL SIVARAMAN NAIR SURESH**  
Digitally signed by PAZHEMPALLIL SIVARAMAN NAIR SURESH  
Date: 2021.08.28 18:17:26 +05'30'

**P S Suresh**

Executive Director

DIN: 08421313

Thiruvananthapuram  
28 August 2021

**JOBY MATHEW**  
Digitally signed by JOBY MATHEW  
Date: 2021.08.28 18:20:32 +05'30'

**Joby Mathew**

Company Secretary

Membership no: A 24411

Thiruvananthapuram  
28 August 2021

**Asianet Satellite Communications Private Limited**  
(formerly known as Asianet Satellite Communications Limited)

**Notes to the financial statements**

(All amounts in Indian rupee lakhs)

**1. Company overview**

Asianet Satellite Communications Private Limited (formerly known as Asianet Satellite Communications Limited) is in the business of providing high speed broadband internet access through cable network, high bandwidth internet broadband service to enterprise management and infrastructure support to licensed telecommunication service providers in South India and Maharashtra. The Company was a public limited company and converted to private limited company on 13 November 2019.

**2. Basis of preparation**

**A. Statement of compliance**

These financial statements have been prepared in accordance with Ind AS 1 - Presentation of financial statements as notified under the Companies (Indian Accounting Standards).

The financial statements were authorised for issue by the Company's Board of Directors on 28 August 2021.

**B. Functional and presentation currency**

These financial statements are presented in Indian Rupees (Rs.), which is also the Company's functional currency. All amounts are presented in Indian Rupees in lakhs, unless otherwise stated.

**C. Basis of measurement**

The financial statements have been prepared on the historical cost basis except for the following items:

Items	Measurement basis
Certain financial assets	Fair value
Net defined benefit liability	Fair value of plan asset less present value of defined benefit obligations

**D. Use of estimates and judgements**

In preparing these financial statements, management has made judgements, estimates and assumptions that affect the application of accounting policies and the reported amounts of assets, liabilities, income and expenses. Actual results may differ from these estimates.

Estimates and underlying assumptions are reviewed on an ongoing basis. Revisions to accounting estimates are recognised prospectively.


**Judgements**

There are no judgements made by the Company that have significant effects on the amounts recognised in the financial statements.

**Assumptions and estimation uncertainties**

Information about assumptions and estimation uncertainties that have a significant risk of resulting in a material adjustment in the year ended 31 March 2021 is included in the following notes:

- Note 4 and 5 - Measurement of useful life and residual value of property, plant and equipment and intangible assets;
- Note 33 - Measurement of defined benefit obligations: key actuarial assumptions;
- Note 30 - Recognition of deferred tax asset;
- Note 31- Recognition and measurement of provisions and contingencies: key assumptions about the likelihood and magnitude of an outflow of resources;
- Note 34 - Impairment of financial assets;





**2. Basis of preparation (continued)**

**E. Measurement of fair values**

A number of the Company's accounting policies and disclosures require the measurement of fair values, for both financial and non-financial assets and liabilities. The Company has an established control framework with respect to the measurement of fair values. Significant valuation issues are reported to the Company's Board of directors.

Fair values are categorised into different levels in a fair value hierarchy based on the inputs used in the valuation techniques as follows:

- Level 1: quoted prices (unadjusted) in active markets for identical assets or liabilities.
- Level 2: inputs other than quoted prices included in Level 1 that are observable for the asset or liability, either directly (i.e. as prices) or indirectly (i.e. derived from prices).
- Level 3: inputs for the asset or liability that are not based on observable market data (unobservable inputs).

When measuring the fair value of an asset or a liability, the Company uses observable market data as far as possible. If the inputs used to measure the fair value of an asset or a liability fall into different levels of the fair value hierarchy, then the fair value measurement is categorised in its entirety in the same level of the fair value hierarchy as the lowest level input that is significant to the entire measurement.

The Company recognises transfers between levels of the fair value hierarchy at the end of the reporting period during which the change has occurred.

Further information about the assumptions made in measuring fair values is included in the following notes:

- Financial instruments – Note 34

**3. Significant accounting policies**

**3.1 Property, plant and equipment**

**i. Recognition and measurement**

Items of property, plant and equipment are measured at cost, which includes capitalised borrowing costs, less accumulated depreciation and accumulated impairment losses, if any.

Cost of an item of property, plant and equipment comprises its purchase price, including import duties and non-refundable purchase taxes, after deducting trade discounts and rebates, any directly attributable cost of bringing the item to its working condition for its intended use and estimated costs of dismantling and removing the item and restoring the site on which it is located.

The cost of a self-constructed item of property, plant and equipment comprises the cost of materials and direct labour, any other costs directly attributable to bringing the item to working condition for its intended use, and estimated costs of dismantling and removing the item and restoring the site on which it is located.

If significant parts of an item of property, plant and equipment have different useful lives, then they are accounted for as separate items (major components) of property, plant and equipment.

Any gain or loss on disposal of an item of property, plant and equipment is recognised in the statement of profit or loss.

Capital work-in-progress comprises of the cost of fixed assets that are not yet ready for their intended use as at the balance sheet date.

Advances paid towards the acquisition of property, plant and equipment, outstanding at each balance sheet date are shown under other non-current assets. The cost of property, plant and equipment not ready for its intended use at each balance sheet date are disclosed as capital work-in-progress.

**ii. Subsequent expenditure**

Subsequent expenditure is capitalised only if it is probable that the future economic benefits associated with the expenditure will flow to the Company.





**3. Significant accounting policies (continued)**

**3.1 Property, plant and equipment (continued)**

**iii. Depreciation**

Depreciation on property, plant and equipment are provided on the straight-line method over the useful lives of the assets estimated by the Management. Depreciation for assets purchased / sold during a period is proportionately charged. The estimated useful lives of items of property, plant and equipment for the current and comparative periods are as follows:

Class of assets	Useful life
Buildings	60
Plant and equipment*	4-18
Office equipments	5
Computers	3
Servers	6
Furniture and fixtures	10
Vehicles	8
Electrical fittings	10

\* For the above mentioned classes of assets, the Company believes that the useful lives as given above best represent the useful lives of these assets based on internal assessment and supported by technical advice, where necessary, which is different from the useful lives as prescribed under Part C of Schedule II of the Companies Act, 2013.

Depreciation method, useful lives and residual values are reviewed at each financial yearend and adjusted if appropriate.

**3.2 Intangible assets**

**Amortisation**

Intangibles assets are stated at cost less accumulated amortization and impairment. Intangible assets are amortised over their respective individual estimated useful lives on a straight-line basis, commencing from the date the asset is available to the Company for its use and is included in depreciation and amortisation in statement of profit or loss.

The estimated useful lives are as follows:

Class of assets	Years
Software	4

The estimated useful life of an identifiable intangible asset is based on a number of factors including the effects of obsolescence, demand, competition and other economic factors (such as the stability of the industry and known technological advances) and the level of maintenance expenditures required to obtain the expected future cash flows from the asset.

Subsequent expenditure is capitalised only when it increases the future economic benefits embodied in the specific asset to which it relates. All other expenditure is recognised in statement of profit or loss as incurred.



### **3. Significant accounting policies (continued)**

#### **3.3 Inventories**

Inventories are measured at the lower of cost and net realisable value. The cost of inventories comprises purchase price, and other cost incurred in bringing the inventories to their present location and condition. The Company uses the weighted average method to determine the cost of inventory consisting of routers.

Net realisable value is the estimated selling price in the ordinary course of business less the estimated costs of completion and the estimated costs necessary to make the sale. The comparison of cost and net realisable values is made on an item-by-item basis.

#### **3.4 Impairment**

##### **i. Impairment of financial assets**

The Company recognises loss allowances for expected credit losses on financial assets measured at amortised cost.

At each reporting date, the Company assesses whether financial assets carried at amortised cost are credit impaired. A financial asset is 'credit impaired' when one or more events that have a detrimental impact on the estimated future cash flows of the financial asset have occurred.

Loss allowances for trade receivables are always measured at an amount equal to lifetime expected credit losses. Lifetime expected credit losses are the expected credit losses that result from all possible default events over the expected life of a financial instrument.

In all cases, the maximum period considered when estimating expected credit losses is the maximum contractual period over which the Company is exposed to credit risk.

##### *Measurement of expected credit losses*

Expected credit losses are a probability weighted estimate of credit losses. Credit losses are measured as the present value of all cash shortfalls (i.e. the difference between the cash flows due to the Company in accordance with the contract and the cash flows that the Company expects to receive).

##### *Presentation of allowance for expected credit losses in the balance sheet:*

Loss allowances for financial assets measured at amortised cost are deducted from the gross carrying amount of the assets.

##### *Write-off:*

The gross carrying amount of a financial asset is written off (either partially or in full) to the extent that there is no realistic prospect of recovery. This is generally the case when the Company determines that the debtor does not have assets or sources of income that could generate sufficient cash flows to repay the amounts subject to the write off.

##### **ii. Impairment of non- financial assets**

The Company's non-financial assets, other than inventories and deferred tax assets, are reviewed at each reporting date to determine whether there is any indication of impairment. If any such indication exists, then the asset's recoverable amount is estimated.

For impairment testing, assets that do not generate independent cash inflows are grouped together into cash-generating units (CGUs). Each CGU represents the smallest group of assets that generates cash inflows that are largely independent of the cash inflows of other assets or CGUs. The recoverable amount of a CGU (or an individual asset) is the higher of its value in use and its fair value less costs to sell. Value in use is based on the estimated future cash flows, discounted to their present value using a pre-tax discount rate that reflects current market assessments of the time value of money and the risks specific to the CGU (or the asset).



**3. Significant accounting policies (continued)**

**3.4 Impairment of non-financial assets (continued)**

Intangible assets and property, plant and equipment are evaluated for recoverability whenever events or changes in circumstances indicate that their carrying amounts may not be recoverable. For the purpose of impairment testing, the recoverable amount i.e. the higher of the fair value less cost to sell and the value-in-use is determined on an individual asset basis unless the asset does not generate cash flows that are largely independent of those from other assets. In such cases, the recoverable amount is determined for the CGU to which the asset belongs.

If such assets are considered to be impaired, the impairment to be recognized in the statement of profit and loss is measured by the amount by which the carrying value of the assets exceeds the estimated recoverable amount of the asset.

An impairment loss is reversed in the statement of profit and loss if there has been a change in the estimates used to determine the recoverable amount. The carrying amount of the asset is increased to its revised recoverable amount, provided that this amount does not exceed the carrying amount that would have been determined (net of any accumulated amortization or depreciation) had no impairment loss been recognized for the asset in prior years.

**3.5 Employee benefits**

*Short-term employee benefits*

Employee benefits payable wholly within twelve months of receiving employee services are classified as short-term employee benefits. These benefits include salaries and wages, bonus and ex-gratia. Short-term employee benefit obligations are measured on an undiscounted basis and are expensed as the related service is provided. A liability is recognised for the amount expected to be paid e.g., under short-term cash bonus, if the Company has a present legal or constructive obligation to pay this amount as a result of past service provided by the employee and the amount of obligation can be estimated reliably.

*Post-employment benefits*

*Defined contribution plans*

A defined contribution plan is a post-employment benefit plan under which an entity pays fixed contributions into a separate entity and will have no legal or constructive obligation to pay further amounts. The Company makes specified monthly contributions towards Government administered provident fund scheme. Obligations for contributions to defined contribution plans are recognised as an employee benefit expense in statement of profit or loss in the periods during which the related services are rendered by employees.

*Defined Benefit plans*

A defined benefit plan is a post-employment benefit plan other than a defined contribution plan. The Company's net obligation in respect of defined benefit plan is calculated by estimating the amount of future benefit that employees have earned in the current and prior periods and discounting that amount.

The calculation of defined benefit obligation is performed annually by a qualified actuary using the projected unit credit method.

Re-measurements of the net defined benefit liability, which comprise actuarial gains and losses are recognised in other comprehensive income (OCI). The Company determines the net interest expense on the net defined benefit liability for the period by applying the discount rate used to measure the defined benefit obligation at the beginning of the annual period to the then-net defined benefit liability, taking into account any changes in the net defined benefit liability during the period as a result of contributions and benefit payments. Net interest expense and other expenses related to defined benefit plans are recognised in statement of profit or loss.



### **3. Significant accounting policies (continued)**

#### **3.5 Employee benefits (continued)**

##### *Other long term employee benefits- Compensated absences*

The Company's net obligation in respect of long-term employee benefits other than post-employment benefits is the amount of future benefit that employees have earned in return for their service in the current and prior periods; that benefit is discounted to determine its present value, and the fair value of any related assets is deducted. The obligation is measured on the basis of an annual independent actuarial valuation using the projected unit credit method. Remeasurement gains or losses are recognised in other comprehensive income in the period in which they arise.

#### **3.6 Provisions (other than employee benefits)**

A provision is recognised if, as a result of a past event, the Company has a present legal or constructive obligation that can be estimated reliably, and it is probable that an outflow of economic benefits will be required to settle the obligation. Provisions are determined by discounting the expected future cash flows (representing the best estimate of the expenditure required to settle the present obligation at the balance sheet date) at a pre-tax rate that reflects current market assessments of the time value of money and the risks specific to the liability. The unwinding of the discount is recognised as finance cost. Expected future operating losses are not provided for. A contract is considered to be onerous when the expected economic benefits to be derived by the Company from the contract are lower than the unavoidable cost of meeting its obligations under the contract. The provision for an onerous contract is measured at the present value of the lower of the expected cost of terminating the contract and the expected net cost of continuing with the contract. Before such a provision is made, the Company recognises any impairment loss on the assets associated with that contract.

#### **3.7 Revenue**

##### **Revenue from contract with customers**

The Company generates revenue from rendering of cable internet and related activities. Ind AS 115, Revenue from Contracts with Customers, establishes a comprehensive framework for determining whether, how much and when revenue is recognised. Under Ind AS 115, revenue is recognised when a customer obtains control of the goods or services.

##### *Disaggregation of revenue*


The Company disaggregates revenue from cable internet services, sale of routers and GPONs and other operating income. The Company believes that this disaggregation best depicts how the nature, amount, timing and uncertainty of Company's revenues and cash flows are affected by industry, market and other economic factors.

##### *Contract balances*

The Company classifies the right to consideration in exchange for sale of services as trade receivables and advance consideration as advance from customers.

##### *Performance obligations and revenue recognition policies*

Revenue is measured based on the consideration specified in a contract with a customer. The Company recognises revenue when it transfers control over a good or service to a customer. The following details provide information about the nature and timing of the satisfaction of performance obligations in contracts with customers, including significant payment terms, and the related revenue recognition policies.



**3. Significant accounting policies (continued)**

**3.7 Revenue (continued)**

**a) Cable internet services**

Revenue from cable internet services are recognised as revenue when the related services are rendered unless significant future uncertainties exist. Revenue is also recognised in relation to the services rendered to the customers to whom the services are rendered on the balance sheet date to the extent of the services rendered. Revenue is recognised net of discounts and concessions.

**b) Sale of modem and router**

Revenue from sale of routers and modems is recognised when the control in the goods are transferred to the customer and no significant uncertainty exists regarding the amount of the consideration that will be derived from the sale of the goods and regarding its collection. The amount of revenue recognised is net of sales returns, taxes and duties, wherever applicable.

**c) Other operating income**

The Company's revenue from other operating income comprises primarily of income from expense sharing agreements and scrap sales and is recognised as per the agreement terms.

**3.8 Foreign Currency Transactions**

Transactions in foreign currencies are translated into the functional currency of the Company at the exchange rates at the dates of the transactions or an average rate if the average rate approximates the actual rate at the date of the transaction.

Monetary assets and liabilities denominated in foreign currencies are translated into the functional currency at the exchange rate at the reporting date. Non-monetary assets and liabilities that are measured at fair value in a foreign currency are translated into the functional currency at the exchange rate when the fair value was determined. Non-monetary assets and liabilities that are measured based on historical cost in a foreign currency are translated at the exchange rate at the date of the transaction. Exchange differences are recognised in statement of profit or loss.

**3.9 Leases**

**a) Determining whether an arrangement contains a lease**

At inception of an arrangement, it is determined whether the arrangement is or contains a lease. At inception or on reassessment of the arrangement that contains a lease, the payments and other consideration required by such an arrangement are separated into those for the lease and those for other elements on the basis of their relative fair values.

The Company accounts for each lease component within the contract as a lease separately from non-lease components of the contract and allocates the consideration in the contract to each lease component on the basis of the relative stand-alone price of the lease component and the aggregate stand-alone price of the non-lease components.



### **3. Significant accounting policies (continued)**

#### **3.9 Leases (continued)**

##### **b) Measurement of leases as a lessee**

The Company recognises right-of-use asset representing its right to use the underlying asset for the lease term at the lease commencement date. The cost of the right-of-use asset measured at inception shall comprise of the amount of the initial measurement of the lease liability adjusted for any lease payments made at or before the commencement date less any lease incentives received, plus any initial direct costs incurred and an estimate of costs to be incurred by the lessee in dismantling and removing the underlying asset or restoring the underlying asset or site on which it is located. The right-of-use assets is subsequently measured at cost less any accumulated depreciation, accumulated impairment losses, if any and adjusted for any remeasurement of the lease liability. The right-of-use assets is depreciated using the straight-line method from the commencement date over the shorter of lease term or useful life of right-of-use asset. The estimated useful lives of right-of-use assets are determined on the same basis as those of property, plant and equipment. Right-of-use assets are tested for impairment whenever there is any indication that their carrying amounts may not be recoverable. Impairment loss, if any, is recognised in the statement of profit and loss.

The Company measures the lease liability at the present value of the lease payments that are not paid at the commencement date of the lease. The lease payments are discounted using the interest rate implicit in the lease, if that rate can be readily determined. If that rate cannot be readily determined, the Company uses incremental borrowing rate. The lease payments shall include fixed payments, variable lease payments, residual value guarantees, exercise price of a purchase option where the Company is reasonably certain to exercise that option and payments of penalties for terminating the lease, if the lease term reflects the lessee exercising an option to terminate the lease. The lease liability is subsequently remeasured by increasing the carrying amount to reflect interest on the lease liability, reducing the carrying amount to reflect the lease payments made and remeasuring the carrying amount to reflect any reassessment or lease modifications or to reflect revised in-substance fixed lease payments. The company recognises the amount of the re-measurement of lease liability due to modification as an adjustment to the right-of-use asset and statement of profit and loss depending upon the nature of modification. Where the carrying amount of the right-of-use asset is reduced to zero and there is a further reduction in the measurement of the lease liability, the Company recognises any remaining amount of the re-measurement in statement of profit and loss.

The Company has elected not to apply the requirements of Ind AS 116, Leases, to short-term leases of all assets that have a lease term of 12 months or less. The lease payments associated with these leases are recognised as an expense on a straight-line basis over the lease term.

#### **3.10 Recognition of dividend income, interest income or interest expense**


Dividend income is recognised in statement of profit or loss on the date on which the right to receive payment is established.

Interest on deployment of surplus funds is recognized using the time proportionate method, based on the transactional interest rates.

Interest income or expense is recognised using the effective interest method.

The 'effective interest rate' is the rate that exactly discounts estimated future cash payments or receipts through the expected life of the financial instrument to the gross carrying amount of the financial asset or the amortised cost of the financial liability.

In calculating interest income and expense, the effective interest rate is applied to the gross carrying amount of the asset (when the asset is not credit-impaired) or to the amortised cost of the liability.





### **3. Significant accounting policies (continued)**

#### **3.11 Income tax**

Income tax comprises current and deferred tax. It is recognised in statement of profit or loss except to the extent that it relates to an item recognised directly in equity or in other comprehensive income.

##### **i. Current tax**

Current tax comprises the expected tax payable or receivable on the taxable income or loss for the year and any adjustment to the tax payable or receivable in respect of previous years. Minimum Alternative Tax ('MAT') under the provisions of the Income-tax Act, 1961 is recognised as current tax in the statement of profit or loss. The amount of current tax reflects the best estimate of the tax amount expected to be paid or received after considering the uncertainty, if any, related to income taxes. It is measured using tax rates (and tax laws) enacted or substantively enacted by the reporting date.

Current tax assets and current tax liabilities are offset only if there is a legally enforceable right to set off the recognised amounts, and it is intended to realise the asset and settle the liability on a net basis or simultaneously.

##### **ii. Deferred tax**

Deferred tax is recognised in respect of temporary differences between the carrying amounts of assets and liabilities for financial reporting purposes and the corresponding amounts used for taxation purposes. Deferred tax is also recognised in respect of carried forward tax losses and tax credits. Deferred tax assets are recognised to the extent that it is probable that future taxable profits will be available against which they can be used. The existence of unused tax losses is strong evidence that future taxable profit may not be available. Therefore, in case of a history of recent losses, the Company recognises a deferred tax asset only to the extent that it has sufficient taxable temporary differences or there is convincing other evidence that sufficient taxable profit will be available against which such deferred tax asset can be realised. Deferred tax assets – unrecognised or recognised, are reviewed at each reporting date and are recognised/ reduced to the extent that it is probable/ no longer probable respectively that the related tax benefit will be realised.

Deferred tax is measured at the tax rates that are expected to apply to the period when the asset is realised or the liability is settled, based on the laws that have been enacted or substantively enacted by the reporting date. The measurement of deferred tax reflects the tax consequences that would follow from the manner in which the Company expects, at the reporting date, to recover or settle the carrying amount of its assets and liabilities.

Deferred tax assets and liabilities are offset if there is a legally enforceable right to offset current tax liabilities and assets, and they relate to income taxes levied by the same tax authority on the same taxable entity, or on different tax entities, but they intend to settle current tax liabilities and assets on a net basis or their tax assets and liabilities will be realised simultaneously.

#### **3.12 Borrowing cost**

Borrowing costs are interest and other costs (including exchange differences relating to foreign currency borrowings to the extent that they are regarded as an adjustment to interest costs) incurred in connection with the borrowing of funds. Borrowing costs directly attributable to acquisition or construction of an asset which necessarily take a substantial period of time to get ready for their intended use are capitalised as part of the cost of that asset. Other borrowing costs are recognised as an expense in the period in which they are incurred.



### 3. Significant accounting policies (continued)

#### 3.13 Financial instruments

##### i. Recognition and initial measurement

Trade receivables and debt securities issued are initially recognised when they are originated. All other financial assets and financial liabilities are initially recognised when the Company becomes a party to the contractual provisions of the instrument.

A financial asset or financial liability is initially measured at fair value plus, for an item not at fair value through profit and loss (FVTPL), transaction costs that are directly attributable to its acquisition or issue.

##### ii. Classification and subsequent measurement

###### *Financial assets*

On initial recognition, a financial asset is classified as measured at either at amortised cost, FVTPL or fair value in other comprehensive income (FVOCI).

Financial assets are not reclassified subsequent to their initial recognition, except if and in the period the Company changes its business model for managing financial assets.

A financial asset is measured at amortised cost if it meets both of the following conditions and is not designated as at FVTPL:

- the asset is held within a business model whose objective is to hold assets to collect contractual cash flows; and
- the contractual terms of the financial asset give rise on specified dates to cash flows that are solely payments of principal and interest on the principal amount outstanding.

On initial recognition of an equity investment that is not held for trading, the Company may irrevocably elect to present subsequent changes in the investment's fair value in OCI (designated as FVOCI – equity investment). This election is made on an investment by investment basis.

All financial assets not classified as measured at amortised cost or FVOCI as described above are measured at FVTPL. This includes all derivative financial assets. On initial recognition, the Company may irrevocably designate a financial asset that otherwise meets the requirements to be measured at amortised cost or at FVOCI as at FVTPL if doing so eliminates or significantly reduces an accounting mismatch that would otherwise arise.

###### *Financial assets: Business model assessment*

The Company makes an assessment of the objective of the business model in which a financial asset is held at investment level because this best reflects the way the business is managed, and information is provided to management. The information considered includes:

- the stated policies and objectives for each of such investments and the operation of those policies in practice. These include whether management's strategy focuses on earning contractual interest income, maintaining a particular interest rate profile, matching the duration of the financial assets to the duration of any related liabilities or expected cash outflows or realising cash flows through the sale of the assets;
- the risks that affect the performance of the business model (and the financial assets held within that business model) and how those risks are managed;
- the frequency, volume and timing of sales of financial assets in prior periods, the reasons for such sales and expectations about future sales activity.

Transfers of financial assets to third parties in transactions that do not qualify for derecognition are not considered sales for this purpose, consistent with the Company's continuing recognition of the assets.

Financial assets that are held for trading or are managed and whose performance is evaluated on a fair value basis are measured at FVTPL.





### 3. Significant accounting policies (continued)

#### 3.13 Financial instruments (continued)

*Financial assets: Assessment whether contractual cash flows are solely payments of principal and interest*

For the purposes of this assessment, 'principal' is defined as the fair value of the financial asset on initial recognition. 'Interest' is defined as consideration for the time value of money and for the credit risk associated with the principal amount outstanding during a particular period of time and for other basic lending risks and costs (e.g. liquidity risk and administrative costs), as well as a profit margin.

In assessing whether the contractual cash flows are solely payments of principal and interest, the Company considers the contractual terms of the instrument. This includes assessing whether the financial asset contains a contractual term that could change the timing or amount of contractual cash flows such that it would not meet this condition. In making this assessment, the Company considers:

- contingent events that would change the amount or timing of cash flows;
- terms that may adjust the contractual coupon rate, including variable interest rate features;
- prepayment and extension features; and
- terms that limit the Company's claim to cash flows from specified assets (e.g. non-recourse features)

*Financial assets: Subsequent measurement and gains and losses*

Financial assets at FVTPL	These assets are subsequently measured at fair value. Net gains and losses, including any interest or dividend income, are recognised in statement of profit or loss.
Financial assets at amortised cost	These assets are subsequently measured at amortised cost using the effective interest method. The amortised cost is reduced by impairment losses. Interest income, foreign exchange gains and losses and impairment are recognised in profit or loss. Any gain or loss on derecognition is recognised in statement of profit or loss.

*Financial liabilities: Classification, subsequent measurement and gains and losses*

Financial liabilities are classified as measured at amortised cost or FVTPL. A financial liability is classified as FVTPL if it is classified as held for trading, or it is a derivative or it is designated as such on initial recognition. Financial liabilities at FVTPL are measured at fair value and net gains and losses, including any interest expense, are recognised in statement of profit or loss. Other financial liabilities are subsequently measured at amortised cost using the effective interest method. Interest expense and foreign exchange gains and losses are recognised in profit or loss. Any gain or loss on derecognition is also recognised in statement of profit or loss.

#### i. Derecognition

*Financial assets*

The Company derecognises a financial asset when the contractual rights to the cash flows from the financial asset expire, or it transfers the rights to receive the contractual cash flows in a transaction in which substantially all of the risks and rewards of ownership of the financial asset are transferred or in which the Company neither transfers nor retains substantially all of the risks and rewards of ownership and does not retain control of the financial asset.

If the Company enters into transactions whereby it transfers assets recognised on its balance sheet but retains either all or substantially all of the risks and rewards of the transferred assets, the transferred assets are not derecognised.



### **3. Significant accounting policies (continued)**

#### **3.13 Financial instruments (continued)**

##### *Financial liabilities*

The Company derecognises a financial liability when its contractual obligations are discharged or cancelled or expire.

The Company also derecognises a financial liability when its terms are modified and the cash flows under the modified terms are substantially different. In this case, a new financial liability based on the modified terms is recognised at fair value. The difference between the carrying amount of the financial liability extinguished and the new financial liability with modified terms is recognised in statement of profit or loss.

##### **ii. Offsetting**

Financial assets and financial liabilities are offset and the net amount presented in the balance sheet when, and only when, the Company currently has a legally enforceable right to set off the amounts and it intends either to settle them on a net basis or to realise the asset and settle the liability simultaneously.

#### **3.14 Earnings / (loss) per share**

The basic earnings / (loss) per share ('EPS') is computed by dividing the net profit / (loss) after tax for the year attributable to equity shareholders by the weighted average number of equity shares outstanding during the year.

The number of equity shares in computing the diluted earnings per share comprise the weighted average number of shares considered for deriving basic earnings per share and also the weighted average number of equity shares that could have been issued on the conversion of all dilutive potential equity shares. Dilutive potential equity shares are deemed converted as of the beginning of the period unless issued at a later date. In computing dilutive earnings per share, only potential equity shares that are dilutive, i.e. which reduces earnings per share or increases loss per share are included.

#### **3.15 Cash-flow statement**

Cash flows are reported using the indirect method, whereby profit before tax is adjusted for the effects of transactions of a non-cash nature and any deferrals or accruals of past or future cash receipts or payments. The cash flows from regular revenue generating, investing and financing activities of the Company are segregated.

#### **3.16 Cash and cash equivalents**

Cash and cash equivalents comprise cash at bank and on hand and short-term deposits with an original maturity of three months or less which are subject to insignificant risk of changes in value.

#### **3.17 Reverse factoring arrangements**

The Company has entered into reverse factoring arrangements for factoring its trade payables. The fee payable under reverse factoring arrangements have been grouped under finance costs in the statement of profit and loss, as cash flows from financing activities in the statement of cash flows and the balance payable under factoring arrangement has been grouped under trade payable in the Balance sheet.



**3. Significant accounting policies (continued)**

**3.18 Operating cycle**

The operating cycle is the time between the acquisition of assets for processing and their realisation in cash and cash equivalents. The Company has identified twelve months as its operating cycle.

**3.19 Non-current assets classified as held for sale**

Assets are classified as held for disposal and stated at the lower of carrying amount and fair value less costs to sell. To classify any asset as "Asset held for sale" the asset must be available for immediate sale and its sale must be highly probable. Such assets or group of assets are presented separately in the balance sheet, in the line "Assets held for sale". Once classified as held for sale, intangible assets and property, plant and equipment are no longer amortised or depreciated.

**3.20 Recent Accounting Pronouncements**

**Amendments**

Ministry of Corporate Affairs ("MCA") notifies new standard or amendments to the existing standards. There is no such notification which would have been applicable from 1 April 2021.



**4 Property, plant and equipment and capital work-in-progress**

Particulars	Freehold land	Buildings	Plant and equipment	Furniture and fixtures	Vehicles	Office equipments	Electrical fittings	Computers	Servers	Total (A)	Capital work-in-progress (B)
<b>Cost as at 1 April 2019</b>	<b>1,769.34</b>	<b>71.66</b>	<b>28,868.84</b>	<b>87.03</b>	<b>25.38</b>	<b>66.47</b>	<b>168.40</b>	<b>176.21</b>	<b>244.01</b>	<b>31,477.34</b>	<b>3,816.39</b>
Additions	-	-	7,258.31	6.36	4.75	16.11	125.66	35.35	5.60	7,452.14	5,610.38
Disposals/ transfers	-	-	(314.66)	(0.12)	-	-	-	-	-	(314.78)	(464.98)
Capitalisation	-	-	-	-	-	-	-	-	-	-	(6,639.05)
<b>Cost as at 31 March 2020</b>	<b>1,769.34</b>	<b>71.66</b>	<b>35,812.49</b>	<b>93.27</b>	<b>30.13</b>	<b>82.58</b>	<b>294.06</b>	<b>211.56</b>	<b>249.61</b>	<b>38,614.70</b>	<b>2,322.74</b>
<b>Cost as at 1 April 2020</b>	<b>1,769.34</b>	<b>71.66</b>	<b>35,812.49</b>	<b>93.27</b>	<b>30.13</b>	<b>82.58</b>	<b>294.06</b>	<b>211.56</b>	<b>249.61</b>	<b>38,614.70</b>	<b>2,322.74</b>
Additions	-	-	7,766.82	19.60	-	29.20	85.57	26.62	48.24	7,976.05	11,340.90
Disposals/ transfers*	-	-	(1,872.36)	-	(5.05)	(0.18)	-	-	-	(1,877.59)	-
Capitalisation	-	-	-	-	-	-	-	-	-	-	(10,971.24)
<b>Cost as at 31 March 2021</b>	<b>1,769.34</b>	<b>71.66</b>	<b>41,706.95</b>	<b>112.87</b>	<b>25.08</b>	<b>111.60</b>	<b>379.63</b>	<b>238.18</b>	<b>297.85</b>	<b>44,713.16</b>	<b>2,692.40</b>
<b>Accumulated depreciation as at 1 April 2019</b>	<b>-</b>	<b>1.67</b>	<b>4,143.15</b>	<b>20.26</b>	<b>9.63</b>	<b>18.22</b>	<b>18.78</b>	<b>77.50</b>	<b>43.88</b>	<b>4,333.09</b>	<b>-</b>
Depreciation expense	-	1.67	4,034.56	18.40	5.66	18.71	25.11	66.21	48.66	4,218.98	-
Disposals/ transfers	-	-	(10.03)	-	-	-	-	-	-	(10.03)	-
<b>Accumulated depreciation as at 31 March 2020</b>	<b>-</b>	<b>3.34</b>	<b>8,167.68</b>	<b>38.66</b>	<b>15.29</b>	<b>36.93</b>	<b>43.89</b>	<b>143.71</b>	<b>92.54</b>	<b>8,542.04</b>	<b>-</b>
<b>Accumulated depreciation as at 1 April 2020</b>	<b>-</b>	<b>3.34</b>	<b>8,167.68</b>	<b>38.66</b>	<b>15.29</b>	<b>36.93</b>	<b>43.89</b>	<b>143.71</b>	<b>92.54</b>	<b>8,542.04</b>	<b>-</b>
Depreciation expense	-	1.67	4,341.74	9.19	4.21	19.01	34.06	47.58	49.99	4,507.45	-
Disposals/ transfers*	-	-	(501.55)	-	(2.08)	(0.18)	-	-	-	(503.81)	-
<b>Accumulated depreciation as at 31 March 2021</b>	<b>-</b>	<b>5.01</b>	<b>12,007.87</b>	<b>47.85</b>	<b>17.42</b>	<b>55.76</b>	<b>77.95</b>	<b>191.29</b>	<b>142.53</b>	<b>12,545.68</b>	<b>-</b>
<b>Carrying amounts (net)</b>	<b>-</b>	<b>-</b>	<b>-</b>	<b>-</b>	<b>-</b>	<b>-</b>	<b>-</b>	<b>-</b>	<b>-</b>	<b>-</b>	<b>-</b>
<b>As at 31 March 2021</b>	<b>1,769.34</b>	<b>66.65</b>	<b>29,699.08</b>	<b>65.02</b>	<b>7.66</b>	<b>55.84</b>	<b>301.68</b>	<b>46.89</b>	<b>155.32</b>	<b>32,167.48</b>	<b>2,692.40</b>
<b>As at 31 March 2020</b>	<b>1,769.34</b>	<b>68.32</b>	<b>27,644.81</b>	<b>54.61</b>	<b>14.84</b>	<b>45.65</b>	<b>250.17</b>	<b>67.85</b>	<b>157.07</b>	<b>30,072.66</b>	<b>2,322.74</b>

\*Disposals / transfers includes Rs 1,872.36 and Rs 501.55 (gross block and accumulated depreciation) reclassified to assets held for sale, also refer note 42  
 For details of property, plant and equipment pledged, refer note 16



**5 Intangible assets**

Particulars	Computer software	Total (A)	Intangible assets under development (B)
<b>Cost as at 1 April 2019</b>	<b>115.34</b>	<b>115.34</b>	<b>150.36</b>
Additions	46.92	46.92	78.57
Disposals	-	-	-
<b>Cost as at 31 March 2020</b>	<b>162.26</b>	<b>162.26</b>	<b>228.93</b>
<b>Cost as at 1 April 2020</b>	<b>162.26</b>	<b>162.26</b>	<b>228.93</b>
Additions	54.01	54.01	33.74
Disposals	-	-	-
<b>Cost as at 31 March 2021</b>	<b>216.27</b>	<b>216.27</b>	<b>262.67</b>
<b>Accumulated amortisation as at 1 April 2019</b>	<b>56.71</b>	<b>56.71</b>	-
Amortisation expense	40.93	40.93	-
Disposals	-	-	-
<b>Accumulated amortisation as at 31 March 2020</b>	<b>97.64</b>	<b>97.64</b>	-
<b>Accumulated amortisation as at 1 April 2020</b>	<b>97.64</b>	<b>97.64</b>	-
Amortisation expense	32.57	32.57	-
Disposals	-	-	-
<b>Accumulated amortisation as at 31 March 2021</b>	<b>130.21</b>	<b>130.21</b>	-
<b>Carrying amounts (net)</b>			
<b>As at 31 March 2021</b>	<b>86.06</b>	<b>86.06</b>	<b>262.67</b>
<b>As at 31 March 2020</b>	<b>64.62</b>	<b>64.62</b>	<b>228.93</b>



	As at 31 March 2021	As at 31 March 2020
<b>6 Investments</b>		
Non-current investments (unquoted)		
<i>Investment in equity instruments of subsidiaries</i>		
Asianet Digital Network Private Limited	8,011.58	8,011.58
80,115,832 (31 March 2020: 80,115,832) equity shares of face value of Rs.10 each fully paid up		
Roseblossoms Vision Private Limited	*	*
2 (previous year: 2) equity shares of face value of Rs.10 each fully paid up		
	<b>8,011.58</b>	<b>8,011.58</b>
* Amount is below the rounding off norms adopted by the Company.		
<b>7 Loans</b>		
<b>Non-current</b>		
<i>Unsecured</i>		
Rent and other deposits	390.27	423.56
Considered good	<b>390.27</b>	<b>423.56</b>
<b>Current</b>		
<i>Unsecured, considered good</i>		
Rent and other deposits	86.98	82.61
Loans and advances to employees	22.25	69.12
Loan to a subsidiary	-	1,459.71
Other loans and advances	31.07	30.08
	<b>140.30</b>	<b>1,641.52</b>
	<b>530.57</b>	<b>2,065.08</b>
<b>8 Other assets</b>		
<b>Non-current</b>		
<i>Unsecured, considered good</i>		
Advances for capital goods	25.66	14.64
Balances with government authorities (including amounts paid under protest)	231.97	196.88
	<b>257.63</b>	<b>211.52</b>
<b>Current</b>		
<i>Unsecured, considered good</i>		
Prepaid expenses	121.21	223.71
Balance with government authorities	223.85	469.94
Advance for supply of goods and services	41.18	80.59
	<b>386.24</b>	<b>774.24</b>
	<b>643.87</b>	<b>985.76</b>
<b>9 Inventories</b>		
<i>Valued at lower of cost and realisable value</i>		
Stock-in-trade	9.04	117.43
	<b>9.04</b>	<b>117.43</b>
<b>10 Investments</b>		
<b>Current</b>		
<i>Investment in mutual funds measured at fair value through profit or loss</i>		
<i>Unquoted</i>		
Investments in liquid mutual funds	-	1,192.82
	-	<b>1,192.82</b>
Aggregate book value of unquoted investments	-	1,192.82
Aggregate book value of quoted investments	-	-
<b>11 Trade receivables</b>		
<i>Unsecured</i>		
Considered good	620.52	688.93
Credit impaired	459.78	799.60
	<b>1,080.30</b>	<b>1,488.53</b>
Allowances for expected credit loss	(459.78)	(799.60)
	<b>(459.78)</b>	<b>(799.60)</b>
<b>Net trade receivables</b>	<b>620.52</b>	<b>688.93</b>
For details of trade receivables pledged, refer note 16		
The Company's exposure to credit risks and loss allowances related to trade receivables are disclosed in note 34		
<b>12 Cash and cash equivalents</b>		
Balance with banks	354.27	120.06
Cash on hand	18.11	5.82
	<b>372.38</b>	<b>125.88</b>
<b>13 Other bank balances</b>		
Balance in banks for margin money	1,300.76	1,190.70
	<b>1,300.76</b>	<b>1,190.70</b>
<b>14 Other financial assets</b>		
<b>Current</b>		
<i>Unsecured</i>		
Interest accrued on fixed deposits with banks	0.95	68.60
	<b>0.95</b>	<b>68.60</b>
For details of other financial assets pledged, refer note 16.		
The Company's exposure to credit risks and loss allowances related to other financial assets are disclosed in 34.		



**15 Share capital**

Particulars	As at 31 March 2021		As at 31 March 2020	
	Number of shares	Amount	Number of shares	Amount
<b>Authorised:</b>				
Equity shares of Rs. 10/- each	160,000,000	16,000.00	160,000,000	16,000.00
Preference shares of Rs. 10/- each	15,000,000	1,500.00	15,000,000	1,500.00
<b>Total</b>	<b>175,000,000</b>	<b>17,500.00</b>	<b>175,000,000</b>	<b>17,500.00</b>
<b>Issued, subscribed and paid-up</b>				
Equity shares of Rs. 10 each	100,689,225	10,068.92	100,689,225	10,068.92
<b>Total</b>	<b>100,689,225</b>	<b>10,068.92</b>	<b>100,689,225</b>	<b>10,068.92</b>

**a) Reconciliation of the number of equity shares outstanding at the beginning and at the end of the reporting period:**

Particulars	As at 31 March 2021		As at 31 March 2020	
	Number of shares	Amount	Number of shares	Amount
<b>Equity shares of Rs. 10 each fully paid up</b>				
At the beginning of the year	100,689,225	10,068.92	100,689,225	10,068.92
Shares issued for cash	-	-	-	-
<b>At the end of the year</b>	<b>100,689,225</b>	<b>10,068.92</b>	<b>100,689,225</b>	<b>10,068.92</b>

**b) Rights, preferences and restrictions attached to equity shares**

The Company has a single class of equity shares. All the equity shares rank equally with regard to dividends and share in the Company's residual assets. The equity shares are entitled to receive dividend as declared from time to time. The voting rights of an equity shareholder on a poll (not on show of hands) are in proportion to share of paid-up equity capital of the Company. Voting rights cannot be exercised in respect of shares on which any call or other sums presently payable have not been paid. Failure to pay any amount called up on the shares may lead to the forfeiture of shares. On winding up of the Company, the holders of the equity shares will be entitled to receive the residual assets of the Company, remaining after the distribution of all preferential amounts in proportion to the number of equity shares held.

**c) Rights, preferences and restrictions attached to preference shares**

The Company had 8% Non-Cumulative Non-Convertible Redeemable Preference shares of Rs.10 each. During the year, the terms were changed to 8% Optionally Convertible Non-Cumulative Redeemable Preference Shares. At the sole discretion of the Company, all the outstanding OCNCRPS as of 1st April, 2025 can be optionally converted into such number of Equity Shares of Rs.10 each at such price as may be determined. Each holder of preference shares is entitled to one vote per share, in proportion to the amount paid on Preference shares held, only on resolutions placed before the Company which affects the rights attached to the preference shares. In the event of liquidation, the preference shareholders are eligible to receive the outstanding amount including dividend after distribution of all other preferential amounts. In the event of winding up of the Company before redemption of preference shares, the holders of preference shares will have priority over equity shares in the payment of dividend and the repayment of capital. The Company declares and pays dividends in Indian Rupees. The Board has not recommended and paid any dividend to the preference shareholders for the year ended 31 March 2021 (31 March 2020: Nil).

**d) Details of shareholders holding more than 5% shares of the Company in each class of shares**

Name of the shareholder	As at 31 March 2021		As at 31 March 2020	
	Number of shares	%	Number of shares	%
<i>Equity shares of Rs.10/- each</i>				
Coronet Investments Private Limited	23,561,887	23.40%	23,561,887	23.40%
Bloomingdale Investments & Finance Private Limited	12,053,818	11.97%	12,053,818	11.97%
Hathway Investments Private Limited	17,077,651	16.96%	17,077,651	16.96%
Viren Raheja Jt. Akshay Raheja	9,291,818	9.23%	9,291,818	9.23%
Akshay Raheja Jt. Viren Raheja	9,290,224	9.23%	9,290,224	9.23%
Akshay Raheja	8,498,097	8.44%	8,498,097	8.44%
Viren Raheja	8,496,503	8.44%	8,496,503	8.44%
Satish Raheja	12,417,451	12.33%	12,417,451	12.33%
<i>8% Optionally Convertible Non-Cumulative Redeemable Preference shares of Rs. 10/- each</i>				
M/s Hathway Investments Private Limited	3,000,000	100.00%	3,000,000	100.00%

**e) Details of buyback, bonus shares, issue for consideration other than for cash for past 5 years**

The Company has not allotted any fully paid-up equity shares by way of bonus shares nor has bought back any class of equity shares nor has there been any issue for consideration other than for cash during the period of five years immediately preceding the balance sheet date.

**f) The Company does not have a Holding/Ultimate Holding Company.**



	As at 31 March 2021	As at 31 March 2020
<b>16 Borrowings</b>		
<b>Non-current</b>		
<i>Secured</i>		
Term loans from banks	5,626.87	9,104.04
From other financial institutions	-	162.61
<i>Unsecured</i>		
Redeemable preference shares	267.93	267.09
	<b>5,894.80</b>	<b>9,533.74</b>
<b>Current</b>		
<i>Secured</i>		
Cash credit and overdraft facilities from banks	261.37	1,286.40
Buyers credit	-	1,256.47
Current maturities of long-term borrowings	9,677.74	10,078.90
	<b>9,939.11</b>	<b>12,621.77</b>
Less: Amount included under 'other financial liabilities'	(9,677.74)	(10,078.90)
	<b>261.37</b>	<b>2,542.87</b>
	<b>15,833.91</b>	<b>22,155.51</b>

Refer note 15( c) for details on terms of the preference shares.

Information about the Company's exposure to interest rate and liquidity risks are included in note 34.

**(i) Details of terms of repayment and security provided in respect of the secured long-term and short-term borrowings:**

**HDFC Bank Limited (Rupee term loan)**

a) First pari passu charge on the entire fixed assets of the Company. Second pari passu charge on the entire current assets of the Company. Repayment on a quarterly basis commences from 7 November 2017 and ended on 20 August 2020. Fixed deposit of Rs. 250 lakhs were created against this loan. Interest rate is MCLR+0.7% (previous year: MCLR+0.7%) per annum.

b) First pari passu charge on the entire fixed assets of the Company. Second pari passu charge on the entire current assets of the Company. Corporate uarantee from subsidiary (Asianet Digital Network Private Limited, "ADNPL"). Repayment on a quarterly basis commences from 7 November 2018 and ends on 20 August 2021. Fixed deposit of Rs. 350 lakhs were created against this loan. Interest rate is 1 year MCLR + 0.60% (previous year:MCLR + 0.60%) per annum.

c) First pari passu charge on the entire fixed assets of the Company. Second pari passu charge on entire current assets of the Company. Corporate guarantee of ADNPL. Repayment commences from 7 December 2019 in equal quarterly installments and ends on 7 September 2022. Interest rate is MCLR + 0.8% per annum.(previous year:MCLR + 0.8%)

**IDFC Bank Limited (Rupee term loan)**

a) First pari passu charge on the movable fixed assets of the Company (both present and future). First pari passu charge on the immovable assets of the Company (both present and future). Second pari passu charge on current assets of the Company (both present and future). Repayment on a quarterly basis commences from 1 September 2018 and ended on 31 December 2020. Interest rate is MCLR+ 0.90% per annum.

b) First pari passu charge on the entire fixed assets of the Company. Second pari passu charge on the entire current assets of the Company. Corporate Guarantee from subsidiary (ADNPL). Repayment on a monthly basis commences from 30 March 2019 and ends on 30 March 2022. Interest rate is 4.22% per annum.

**Federal Bank Limited (Rupee term loan)**

First pari passu charge on the entire fixed assets of the Company. Second pari passu charge on the entire current assets of the Company. Repayment on a monthly basis commences from 5 December 2018 and ends on 5 June 2022. Interest rate is 8.6% (Previous year: 8.85%) per annum.

**RBL Bank Limited (Rupee term loan)**

a) First pari passu charge (except assets financed by CISCO) on all the movable and immovable fixed assets of Asianet Satellite Communications Private Limited (ASCPL) and Asianet Digital Network Private Limited (ADNPL) (both present and future). Second pari passu charge on all ASCPL and ADNPL's current assets (both present and future). Corporate guarantee of ADNPL. Interest rate is 3 months MCLR per annum. (previous year: 3 months MCLR per annum). Repayment on a quarterly basis commences from 25 January 2019 to 25 October 2021.

b) First pari passu charge (except assets financed by CISCO) on all the movable and immovable fixed assets of Asianet Satellite Communications Private Limited (ASCPL) and Asianet Digital Network Private Limited (ADNPL) (both present and future). Second pari passu charge on all ASCPL and ADNPL's current assets (both present and future). Corporate guarantee of ADNPL. Interest rate is 3 months MCLR per annum. (previous year: 3 months MCLR + 0.1% per annum). Repayment on a quarterly basis commences from 30 May 2019 to 28 February 2022.

c) First pari passu charge (except assets financed by CISCO) on all the movable and immovable fixed assets of Asianet Satellite Communications Private Limited (ASCPL) and Asianet Digital Network Private Limited (ADNPL) (both present and future). Second pari passu charge on all ASCPL and ADNPL's current assets (both present and future). Corporate guarantee of ADNPL. Interest rate is 3 months MCLR per annum (Previous year : Nil). Repayment on a quarterly basis commences from 10 Jan 2021 to 1 October 2023.

d) First pari passu charge (except assets financed by CISCO) on all the movable and immovable fixed assets of Asianet Satellite Communications Private Limited (ASCPL) and Asianet Digital Network Private Limited (ADNPL) (both present and future). Second pari passu charge on all ASCPL and ADNPL's current assets (both present and future). Corporate Guarantee of ADNPL. Interest rate is 3 months MCLR per annum (Previous year : Nil). Repayment on a quarterly basis commences from 30 October 2021 to 30 January 2024.

e) First pari passu charge (except assets financed by CISCO) on all the movable and immovable fixed assets of Asianet Satellite Communications Private Limited (ASCPL) and Asianet Digital Network Private Limited (ADNPL) (both present and future). Second pari passu charge on all ASCPL and ADNPL's current assets (both present and future). Corporate guarantee of ADNPL. Interest rate is 3 months MCLR per annum (Previous year : Nil). Repayment on a quarterly basis commences from 5 November 2021 to 5 November 2023.

**ICICI Bank Limited (EURO term loan)**

EURO term loan, secured by first pari passu charge on the entire fixed assets of the borrower both present and future. Second pari passu charge on all current assets both present and future of the borrower. Corporate guarantee of ADNPL. Repayment is in 36 equal monthly installments commencing from 7 November 2019 and ending on 7 October 2022. Interest rate is ranging from 3.75% to 4.25% per annum. (previous year : MCLR + 0.70% per annum)

**Cisco Systems Capital (India) Private Limited (Rupee term loan)**

Secured by way of first and exclusive charge of all right, title, interest, benefits, claims and demands of the Company in respect of assets financed together with all records, documents and instruments which represent such fixed assets together with all benefits, rights and incidentals attached thereto. Represents 4 separate loans taken on different dates whose repayment in quarterly installments is over a period of 3 years commencing from 10 August 2015 and ending on 15 February 2022. Interest rate varies from 7.96% to 9.09% (previous year: 7.96% to 9.09% per) per annum.





**16 Borrowings (continued)**

**(i) Details of terms of repayment and security provided in respect of the secured long-term and short-term borrowings (continued)**

**Short term borrowings**

The Company has availed overdraft and buyers credit facilities from banks, secured by charge on all of Company's movable and immovable properties, both present and future, including land and building. The interest rate varies from LIBOR+0.40% to LIBOR+0.85% for buyers credit facilities and MCLR - MCLR + 0.8% per annum for overdraft facilities.

	As at 31 March 2021	As at 31 March 2020
<b>17 Provisions</b>		
<b>Non-current</b>		
Provision for employee benefits		
Net defined benefit liability - Gratuity	1,969.85	1,767.46
Compensated absences	217.26	220.95
	<u>2,187.11</u>	<u>1,988.41</u>
<b>Current</b>		
Provision for employee benefits		
Compensated absences	107.93	101.02
Provision for litigation	194.06	194.06
	<u>301.99</u>	<u>295.08</u>
	<u>2,489.10</u>	<u>2,283.49</u>

The gratuity fund held in the name of the Company covers employees of the Company and employees of one of its subsidiary company, Asianet Digital Network Private Limited.

**18 Other liabilities**

**Non-current**

Advance for sale of assets*	1,300.00	-
Unearned income	207.68	262.49
	<u>1,507.68</u>	<u>262.49</u>

**Current**

Unearned income	1,679.00	1,200.58
Statutory dues payable	484.80	444.17
Advances from customers**	1,067.88	473.72
	<u>3,231.68</u>	<u>2,118.47</u>
	<u>4,739.36</u>	<u>2,380.96</u>

\*Pertains to advance for sale received from subsidiary. Refer note 41 for more details

\*\* Includes advance from subsidiary amounting to Rs. 641.62 lakhs. Refer note 41 for more details.

**19 Trade payables**

Total outstanding dues of micro and small enterprises	188.91	220.16
Total outstanding dues of creditors other than micro and small enterprises	3,349.96	1,797.00
	<u>3,538.87</u>	<u>2,017.16</u>

The trade payables include Rs. 1,197.67 lakhs (31 March 2020: Rs. 243.55 lakhs) pertaining to a factoring arrangement and the gross cash payments under the agreement is Rs. 4,166.83 lakhs (31 March 2020: 1,650.88 lakhs) during the year ended 31 March 2021.

All trade payables are 'current'.

The Company's exposure to currency and liquidity risks related to trade payables is disclosed in note 34

Disclosures as required under the Micro, Small and Medium Enterprises Development Act, 2006 ("the Act") based on the information available with the Company are given below:

Particulars	As at 31 March 2021	As at 31 March 2020
(i) Principal amount remaining unpaid to any supplier as at the end of the accounting year	188.91	220.16
(ii) Interest due thereon remaining unpaid to any supplier as at the end of the accounting year	5.83	0.71
(iii) The amount of interest paid along with the amounts of the payment made to the supplier beyond the appointed day	-	-
(iv) The amount of interest due and payable for the period of delay in making payment (which have been paid but beyond the appointed day during the year) but without adding the interest specified under the MSMED Act	5.12	0.71
(v) The amount of interest accrued and remaining unpaid at the end of the accounting year	-	-
(vi) The amount of further interest due and payable even in the succeeding year, until such date when the interest dues as above are actually paid to the small enterprise, for the purpose of disallowance as a deductible expenditure under section 23	-	-

**20 Other financial liabilities**

**Current**

Current maturities of long-term borrowings	9,677.74	10,078.90
Dues to creditors for expense and others	659.49	148.94
Dues to creditors for capital goods	277.60	1,051.62
Interest accrued but not due on borrowings	27.09	83.86
Trade / security deposits received	285.01	276.69
Accrued salaries and benefits	548.10	396.56
Dues to related party	-	44.85
	<u>11,475.03</u>	<u>12,081.42</u>



	Year ended 31 March 2021	Year ended 31 March 2020
<b>21 Revenue from operations</b>		
Cable internet services	20,843.45	14,416.34
Sale of modem and router	147.48	3.73
Other operating revenues	2,387.43	2,825.79
	<b>23,378.36</b>	<b>17,245.86</b>
Other operating revenues comprises:		
Modem rental and others	46.96	50.82
Scrap sales	36.30	32.31
Expenses recovery from subsidiary company	2,304.17	2,742.66
	<b>2,387.43</b>	<b>2,825.79</b>
<b>22 Other income</b>		
Interest income under the effective interest method on:		
Fixed deposits with banks	63.61	90.80
Lease deposits	3.23	2.99
Interest on income tax refund	22.14	2.36
Financial guarantee income	22.00	2.09
Net gain on fair value changes on financial assets measured at FVTPL	7.01	79.22
Interest on loan due from subsidiary	54.01	240.99
Gain on sale of property, plant and equipment (net)	0.14	0.49
Dividend income from mutual funds	4.66	82.61
Liabilities no longer required written back	-	21.03
Insurance claims received	67.90	-
Miscellaneous income	4.44	-
	<b>249.14</b>	<b>522.58</b>
<b>23 Operating expenses</b>		
Bandwidth charges	3,087.10	1,502.01
Commission to selling agents	2,000.76	1,046.04
Other direct internet expenses	83.36	67.59
Power	211.30	155.36
Pole rent / inspection charges	413.79	287.48
Bill printing and despatch expense	0.11	38.87
Customer care expenses	943.60	911.24
Repairs and maintenance - machinery	462.85	396.46
Consumption of stores, spares and consumables	341.42	246.01
	<b>7,544.29</b>	<b>4,651.06</b>
<b>24 Purchases of stock-in-trade</b>		
Modems and routers	3.30	10.15
	<b>3.30</b>	<b>10.15</b>
<b>25 Changes in inventories of stock-in-trade</b>		
Opening stock	117.43	4.07
Add: transferred from capital work-in-progress	-	108.70
Closing stock	9.04	117.43
	<b>108.39</b>	<b>(4.66)</b>
<b>26 Employee benefits expense</b>		
Salaries and allowances	2,741.29	1,991.22
Contributions to provident and other funds	473.15	381.89
Staff welfare expenses	256.23	186.68
	<b>3,470.67</b>	<b>2,559.79</b>
<b>27 Finance costs</b>		
Interest on bank borrowings	1,326.16	1,928.69
Interest on lease liabilities (refer note 36)	61.97	71.99
Net loss on account of foreign exchange fluctuations	4.51	166.22
Other borrowing costs	241.64	204.54
	<b>1,634.28</b>	<b>2,371.44</b>



	Year ended 31 March 2021	Year ended 31 March 2020
<b>28 Depreciation and amortisation expense</b>		
Depreciation of property, plant and equipment (refer note 4)	4,507.45	4,218.98
Depreciation on right-of-use assets (refer note 36)	156.18	157.27
Amortisation of intangible assets (refer note 5)	32.57	40.93
	<b>4,696.20</b>	<b>4,417.18</b>
<b>29 Other expenses</b>		
Contract labour	391.19	634.94
Electricity charges	9.30	15.23
Rent	60.69	98.81
Repairs and maintenance - buildings	33.16	29.17
Repairs and maintenance - others	264.33	61.57
Insurance	48.77	22.16
Rates and taxes	65.91	740.62
Communication	58.70	45.89
Travelling and conveyance	52.29	83.16
Printing and stationery	24.56	18.81
Bank charges and commission	231.11	140.03
Advertising and marketing	315.24	250.81
Legal and professional	369.55	266.21
Payments to auditors (Refer note (i) below)	21.30	18.50
Office maintenance expenses	108.50	107.45
Corporate social responsibility expenses (Refer note (ii) below)	142.48	14.41
Net loss on account of foreign	70.48	289.87
Miscellaneous expenses	24.17	24.00
	<b>2,291.73</b>	<b>2,861.64</b>

**\* Notes:**

(i) Payments to the auditors include payments to statutory auditor (net of taxes, where applicable) :

To statutory auditors

Audit

21.30	18.50
<b>21.30</b>	<b>18.50</b>

**(ii) Corporate Social Responsibility (CSR) expenditure**

Pursuant to Section 135 of the Companies Act, 2013, the Company has formed a Corporate Social Responsibility ('CSR') committee of three directors. The Committee has approved a CSR Policy listing out activities specified in Schedule VII of the Companies Act, 2013.

**31 March 2021**

**Details of unspent amount**

Particulars	Opening Balance	Amount deposited in specified fund of Schedule VII within 6 months	Amount required to be spent during the year	Amount spent during the year	Closing balance*
Ongoing projects	-	-	35.30	21.62	13.68
Other than ongoing projects	107.18	-	-	97.10	10.08
<b>Total</b>	<b>107.18</b>	<b>-</b>	<b>35.30</b>	<b>118.72</b>	<b>23.76</b>

**Details of ongoing projects**

Opening Balance		Amount required to be spent during the year	Amount spent during the year		Closing Balance	
With Company	In separate CSR unspent account		From Company's bank account	From separate CSR unspent account	With Company*	In separate CSR unspent account
-	-	35.30	21.62	-	13.68	-

\* The unspent amount has been transferred to a separate bank account on 26 April 2021.

**31 March 2020**

**Details of unspent amount**

Particulars	Opening Balance	Amount deposited in specified fund of Schedule VII within 6 months	Amount required to be spent during the year	Amount spent during the year	Closing balance*
Other than ongoing projects	69.79	-	51.80	14.41	107.18
<b>Total</b>	<b>69.79</b>	<b>-</b>	<b>51.80</b>	<b>14.41</b>	<b>107.18</b>



	As at 31 March 2021	As at 31 March 2020
<b>30 Income taxes</b>		
Income tax assets, net	245.16	351.57
Provision for income tax, net	(185.99)	-
<b>Net income tax assets/ (liability) at the end of the year</b>	<b>59.17</b>	<b>351.57</b>

**(a) Amount recognised in statement of profit and loss**

Particulars	Year ended 31 March 2021	Year ended 31 March 2020
Current tax	575.43	76.00
Deferred tax charge/ (credit)	546.42	775.82
<b>Tax expenses</b>	<b>1,121.85</b>	<b>851.82</b>

**(b) Amount recognised in other comprehensive income**

Particulars	Year ended 31 March 2021			Year ended 31 March 2020		
	Before tax	Tax (expense)/ benefit	Net of tax	Before tax	Tax (expense)/ benefit	Net of tax
Remeasurement of the net defined benefit plans	(0.67)	0.19	(0.48)	(71.05)	19.77	(51.28)
	<b>(0.67)</b>	<b>0.19</b>	<b>(0.48)</b>	<b>(71.05)</b>	<b>19.77</b>	<b>(51.28)</b>

**(c) Reconciliation of effective tax rate**

Particulars	Year ended 31 March 2021	Year ended 31 March 2020
Profit before tax	3,621.00	541.77
Statutory income tax rate	29.12%	34.94%
Tax using the Company's statutory tax rate	1,054.44	189.32
Impact of change in deferred tax rate	-	(167.02)
Permanent differences	25.14	11.32
Other temporary differences	9.62	-
Income exempt from tax	-	(28.88)
Reduction in brought forward losses*	32.65	847.08
Tax expense	1,121.85	851.82
Effective tax rate	30.98%	157.23%

\*The Company has admitted certain disallowances made by the Income tax department for Assessment years 2010-11, 2013-14 and 2016-17 under the Vivad Se Viswas Scheme and consequently reduced the carried forward losses to this extent.

**(d) Recognised deferred tax assets and liabilities**

**(i) Deferred tax assets and liabilities are attributable to the following:**

Particulars	As at 31 March 2021	As at 31 March 2020
<b>Deferred tax asset</b>		
Allowance for expected credit loss	133.89	232.84
Provision for employee benefits	356.92	375.06
MAT credit entitlement	1,461.36	1,452.00
Lease liabilities, impact on account of Ind AS 116	15.89	5.07
Unabsorbed business losses	-	203.24
<b>Total deferred tax assets (A)</b>	<b>1,968.06</b>	<b>2,268.21</b>
<b>Deferred tax liabilities</b>		
Excess of depreciation on property, plant and equipment under Income Tax Act, 1961	(1,878.63)	(1,621.61)
Borrowings	(15.71)	(18.86)
Investment	-	(7.79)
<b>Total deferred tax liability (B)</b>	<b>(1,894.34)</b>	<b>(1,648.26)</b>
<b>Deferred tax assets, net</b>	<b>73.72</b>	<b>619.95</b>

The Company offsets tax assets and liabilities only if it has a legally enforceable right to set off current tax assets and current tax liabilities and the deferred tax assets and deferred tax liabilities relating to income taxes levied by the same tax authority.

**(ii) Movement in temporary differences**

Particulars	Balances as at 1 April 2019	Recognised in Profit and loss during 2019-20	Recognised in OCI during 2019- 20	Balances as at 31 March 2020	Recognised in Profit and loss during 2020-21	Recognised in OCI during 2020- 21	Balances as at 31 March 2021
Allowance for expected credit loss	253.22	(20.38)	-	232.84	(98.95)	-	133.89
Provision for employee benefits	611.06	(255.77)	19.77	375.06	(18.33)	0.19	356.92
MAT credit entitlement	1,376.00	76.00	-	1,452.00	9.36	-	1,461.36
Carry forward losses	917.49	(714.25)	-	203.24	(203.24)	-	-
Lease liabilities, impact on account of Ind AS 116	(11.84)	16.91	-	5.07	10.82	-	15.89
Borrowings	(28.36)	9.50	-	(18.86)	3.15	-	(15.71)
Excess of depreciation on property, plant and equipment under Income Tax Act, 1961	(1,724.43)	102.82	-	(1,621.61)	(257.02)	-	(1,878.63)
Investment	(17.14)	9.35	-	(7.79)	7.79	-	-
<b>Net deferred tax assets/ (liabilities)</b>	<b>1,376.00</b>	<b>(775.82)</b>	<b>19.77</b>	<b>619.95</b>	<b>(546.42)</b>	<b>0.19</b>	<b>73.72</b>



### 31 Contingent liabilities and commitments

Particulars	As at 31 March 2021	As at 31 March 2020
<b>Contingent liabilities</b>		
Claims against the Company not acknowledged as debt		
(i) Service tax demands pending in appeals (Note a)	1,486.25	133.20
(ii) VAT demands pending in appeals (Note b)	-	67.96
(iii) Income tax (Note c)	79.08	-
Corporate guarantees given by the Company (Note d)	4,833.79	1,939.73
<b>Commitments</b>		
Estimated amount remaining to be executed on capital account (net of advance and not provided for)	-	14.81
	<b>6,399.12</b>	<b>2,155.70</b>

a) The Company has ongoing disputes with Indirect tax authorities on account of disallowance of service tax on STB modem rental charges and revenue reconciliation. Further there are department appeals on account of denial of cenvat credit and bad debts reconciliation for the period from 2009-10 to 2017-18. Management believes that, for the said years, the position taken by it is tenable and hence, no adjustment has been made in the financial statements. As at 31 March 2021, the Company has demands and show cause notices amounting to Rs. 1,486.25 lakhs (31 March 2020: Rs. 133.20 lakhs) from various indirect tax authorities which are being contested by the Company based on the management evaluation and advice of tax consultants

b) These demands have been referred back to Assessing Officer and hence there is no pending demand as of the balance sheet date.

c) The Company has pending income tax demands pertaining to assessment years from 20017-18 to 2018-19 on account of disallowance of advances written off and delayed PF ESI payment and has filed an appeal against the demands received. Management believes that the position taken by it is tenable and hence, no adjustment has been made in the financial statements. As at 31 March 2021, the Company has contingent liability of Rs. 79.08 lakhs (31 March 2020: Nil) in respect of tax demands which are being contested by the Company based on the management evaluation and advice of tax consultants.

d) The Company has extended corporate guarantees in respect of loans availed by its subsidiary company.

e) The Company did not have any long term contracts including derivative contracts for which there were any material foreseeable losses.

### 32 Earnings per share (Basic and diluted)

The calculation of profit/loss attributable to equity share holders and weighted average number of equity shares outstanding for the purpose of basic earnings per share calculations are as follows:

#### i) Net profit attributable to equity share holders

Particulars	Year ended 31 March 2021	Year ended 31 March 2020
Net profit for the year, attributable to the equity share holders	2,499.15	(310.05)

#### ii) Weighted average number of equity shares

Particulars	Year ended 31 March 2021	Year ended 31 March 2020
Opening balance (Refer note 15)	100,689,225	100,689,225
Shares issued for cash	-	-
Weighted average number of equity shares of Rs. 10 each for the year	100,689,225	100,689,225
Earnings per share, basic	2.48	(0.31)

The Company does not have any potentially dilutive equity shares.



### 33 Employee benefit obligations

#### a. Defined benefit plan

The Company has a defined benefit gratuity plan as per the Payment of Gratuity Act, 1972 ('Gratuity Act'). Under the Gratuity Act, employee who has completed five years of service is entitled to specific benefit. The level of benefit provided depends on the employee's length of service and salary at retirement/termination age, carried out by an independent actuary. Compensated absences, a defined benefit plan, is accrued based on an actuarial valuation at the balance sheet date, carried out by an independent actuary.

A Based on an actuarial valuation, the following table sets out the status of the gratuity plan and the amounts recognised in the Company's financial statements as at balance sheet date:

Particulars	As at 31 March 2021	As at 31 March 2020
Defined benefit obligation liability	2,024.05	1,973.89
Plan assets	(54.20)	(206.43)
Net defined benefit liability	1,969.85	1,767.46
Compensated absences	325.19	321.97
<b>Total employee benefit liability</b>	<b>2,295.04</b>	<b>2,089.43</b>

#### B Reconciliation of present value of defined benefit obligation

Particulars	Year ended 31 March 2021	Year ended 31 March 2020
Balance at beginning of the year	1,973.89	1,772.10
Benefit paid	(205.71)	(124.42)
Current service cost	132.37	131.69
Interest cost	130.28	134.68
Actuarial gain/(loss) recognised in other comprehensive income		
- changes in demographic assumptions	-	-
- changes in financial assumptions	(77.04)	1.65
- experience adjustments	70.26	58.19
<b>Balance at the end of the year</b>	<b>2,024.05</b>	<b>1,973.89</b>

#### C Reconciliation of fair value of plan assets

Particulars	Year ended 31 March 2021	Year ended 31 March 2020
Opening fair value of plan assets	206.43	275.31
Contributions by employer	53.00	50.00
Benefits paid	(205.71)	(124.42)
Interest income on plan assets	7.93	16.75
Remeasurement on plan assets excluding amounts included in net interest on the net defined benefit liability/(asset)	(7.45)	(11.21)
<b>Closing fair value of plan assets</b>	<b>54.20</b>	<b>206.43</b>
<b>Net defined benefit (liability)</b>	<b>1,969.85</b>	<b>1,767.46</b>

#### D (i) Expenses recognised in the statement of profit & loss account

Current service cost	132.37	131.69
Interest cost	122.35	117.93
<b>Gratuity cost</b>	<b>254.72</b>	<b>249.62</b>

#### (ii) Remeasurements recognised in other comprehensive income

Actuarial (gain)/loss on defined benefit obligation	0.67	71.05
-----------------------------------------------------	------	-------

#### E Assumptions used to determine benefit obligations:

(i) Principal actuarial assumptions at the reporting date (expressed as weighted average)

Particulars	31 March 2021	31 March 2020
Discount rate	6.90%	6.60%
Future salary growth	7.00%	7.00%
Attrition rate	2.00%	2.00%
Interest rate for interest on net DBO	6.60%	7.60%
Mortality Rate	IALM 2012-14	IALM 2012-14
Weighted average duration of defined benefit obligation	13	13

Assumptions regarding future mortality experience are set in accordance with the published statistics by the Life Insurance Corporation of India.

The Company assesses these assumptions with its projected long-term plans of growth and prevalent industry standards. The discount rate is based on the government securities yield.

Gratuity is applicable only to employees drawing a salary in Indian rupees and there are no other foreign defined benefit gratuity plans.

#### (ii) Sensitivity analysis

Reasonably possible changes at the reporting date to one of the actuarial assumptions, holding other assumptions constant, would have affected the defined benefit obligation by the amounts shown below:

Particulars	31 March 2021		31 March 2020	
	1% Increase	1% Decrease	1% Increase	1% Decrease
Discount rate	(230.50)	271.87	(235.93)	280.28
Future salary growth	268.86	232.30	276.33	(237.15)
Attrition rate	(2.13)	2.36	(8.13)	9.15

Although the analysis does not take account of the full distribution of the cash flows expected under the plan, it does provide an approximation of the sensitivity of the assumption shown.

#### F Actuarial assumptions for compensated absences

Particulars	31 March 2021	31 March 2020
Discount rate	6.90%	6.60%
Future salary growth	7.00%	7.00%
Attrition rate	2.00%	2.00%

#### G Expense recognised in statement of profit or loss:

Defined contribution plan	31 March 2021	31 March 2020
Contribution to provident fund	257.78	233.82



### 34 Financial Instruments - Fair values and risk management

#### A Accounting classifications and fair values

The following table shows the carrying amounts and fair values of financial assets and financial liabilities, including their levels in the fair value hierarchy.

31 March 2021

Particulars	Note	Carrying amount				Fair value		
		Financial assets at amortised cost	Mandatorily at FVTPL	Other financial liabilities at amortised cost	Total Carrying value	Level 1	Level 2	Level 3
<b>Financial assets</b>								
Cash and cash equivalents	12	372.38	-	-	372.38	-	-	-
Other bank balances	13	1,300.76	-	-	1,300.76	-	-	-
Trade receivables	11	620.52	-	-	620.52	-	-	-
Loans	7	530.57	-	-	530.57	-	-	-
Other financial assets	14	0.95	-	-	0.95	-	-	-
<b>Total</b>		<b>2,825.18</b>	<b>-</b>	<b>-</b>	<b>2,825.18</b>	<b>-</b>	<b>-</b>	<b>-</b>
<b>Financial liabilities</b>								
Trade payables	19	-	-	3,538.87	3,538.87	-	-	-
Borrowings (including current maturities)	16	-	-	15,833.91	15,833.91	-	-	-
Lease liabilities	36	-	-	633.34	633.34	-	-	-
Other financial liabilities (excluding current maturities of long term borrowings)	20	-	-	1,797.29	1,797.29	-	-	-
<b>Total</b>		<b>-</b>	<b>-</b>	<b>21,803.41</b>	<b>21,803.41</b>	<b>-</b>	<b>-</b>	<b>-</b>

31 March 2020

Particulars	Note	Carrying amount				Fair value		
		Financial assets at amortised cost	Mandatorily at FVTPL	Other financial liabilities at amortised cost	Total Carrying value	Level 1	Level 2	Level 3
<b>Assets</b>								
Cash and Cash equivalents	12	125.88	-	-	125.88	-	-	-
Other bank balances	13	1,190.70	-	-	1,190.70	-	-	-
Trade receivables	11	688.93	-	-	688.93	-	-	-
Loans	7	2,065.08	-	-	2,065.08	-	-	-
Other financial assets	14	68.60	-	-	68.60	-	-	-
<b>Financial assets measured at fair value</b>								
Investments	10	-	1,192.82	-	1,192.82	-	1,192.82	-
<b>Total</b>		<b>4,139.19</b>	<b>1,192.82</b>	<b>-</b>	<b>5,332.01</b>	<b>-</b>	<b>1,192.82</b>	<b>-</b>
<b>Financial liabilities not measured at fair value</b>								
Trade payables	19	-	-	2,017.16	2,017.16	-	-	-
Borrowings (including current maturities)	16	-	-	22,155.51	22,155.51	-	-	-
Lease liabilities	36	-	-	746.57	746.57	-	-	-
Other financial liabilities (excluding current maturities of long term borrowings)	20	-	-	2,002.52	2,002.52	-	-	-
<b>Total</b>		<b>-</b>	<b>-</b>	<b>26,921.76</b>	<b>26,921.76</b>	<b>-</b>	<b>-</b>	<b>-</b>



**34 Financial Instruments- Fair values and risk management (continued)**

**B Measurement of fair values**

The following methods and assumptions were used to estimate the fair values:

The fair values of investments in mutual fund units is based on the net asset value ("NAV") as stated by the issuers of these mutual fund units in the published statements as at Balance Sheet date. NAV represents the price at which the issuer will issue further units of mutual fund and the price at which issuers will redeem such units from the investors.

**C Financial risk management**

The Company's activities expose it to a variety of financial risks: credit risk, market risk and liquidity risk.

**i) Risk management framework**

The Company's Board of directors has overall responsibility for the establishment and oversight of the risk management framework.

The Company's Board of directors oversees how management monitors compliance with the risk management policies and procedures, and reviews the adequacy of the risk management framework in relation to the risks faced by the Company. The committee is assisted in its oversight role by internal audit. Internal audit undertakes both regular and ad-hoc reviews of risk management controls and procedures, the results of which are reported to the Board.

**ii) Credit risk**

Credit risk is the risk that the counterparty will not meet its obligation under a financial instrument or customer contract, leading to financial loss. The credit risk arises principally from its operating activities (primarily trade receivables) and from its investing activities, including deposits with banks and financial institutions and other financial instruments.

Credit risk is controlled by analysing credit limits and creditworthiness of customers on a continuous basis to whom credit has been granted after obtaining necessary approvals for credit. The collection from the trade receivables are monitored on a continuous basis by the receivables team.

The Company establishes an allowance for credit loss that represents its estimate of expected losses in respect of trade receivables based on the past and the recent collection trend. The maximum exposure to the credit risk at the reporting date is primarily from trade receivables.

The movement in impairment loss in respect of trade receivables during the year was as follows:

<b>Impairment losses on financial and contract assets</b>	<b>As at 31 March 2021</b>	<b>As at 31 March 2020</b>
Balance at the beginning	799.60	744.62
Impairment loss recognised	257.64	360.07
Bad debts written off	(597.46)	(305.09)
<b>Balance at the end</b>	<b>459.78</b>	<b>799.60</b>

No single customer accounted for more than 10% of the revenue as of 31 March 2021 and 31 March 2020. There is no significant concentration of credit risk.

Credit risk on cash and cash equivalent and other bank balances is limited as the Company generally transacts with banks and financial institutions with high credit ratings assigned by international and domestic credit rating agencies.

**iii) Liquidity risk**

Liquidity risk is the risk that the Company will encounter difficulty in meeting the obligations associated with its financial liabilities that are settled by delivering cash or another financial asset. The Company's approach to managing liquidity is to ensure, as far as possible, that it will always have sufficient liquidity to meet its liabilities when due, under both normal and stressed conditions, without incurring unacceptable losses or risking damage to the Company's reputation.

The Company believes that the working capital along with its unutilised credit facilities are sufficient to meet its current requirements. Accordingly, no liquidity risk is perceived.

The table below provides details regarding the undiscounted contractual maturities of significant financial liabilities as of 31 March 2021.

<b>Particulars</b>	<b>Less than 1 year</b>	<b>More than 1 year</b>	<b>Total</b>
Trade payables	3,538.87	-	3,538.87
Current borrowings	261.37	-	261.37
Non current borrowings (including current maturities)	9,677.74	5,894.80	15,572.54
Lease liabilities	121.55	511.79	633.34
Other financial liabilities (excluding current maturities)	1,797.29	-	1,797.29
<b>Total</b>	<b>15,396.82</b>	<b>6,406.59</b>	<b>21,803.41</b>

The table below provides details regarding the undiscounted contractual maturities of significant financial liabilities as of 31 March 2020.

<b>Particulars</b>	<b>Less than 1 year</b>	<b>More than 1 year</b>	<b>Total</b>
Trade payables	2,017.16	-	2,017.16
Current borrowings	2,542.87	-	2,542.87
Non current borrowings (including current maturities)	10,078.90	9,533.74	19,612.64
Lease liabilities	119.38	627.19	746.57
Other financial liabilities (excluding current maturities)	2,002.52	-	2,002.52
<b>Total</b>	<b>16,760.83</b>	<b>10,160.93</b>	<b>26,921.76</b>

Financial assets carried at amortised cost consists of cash and cash equivalents, deposits, etc. where the Company has assessed the counterparty credit risk. and Trade receivables which is valued considering provision for allowance using expected credit loss method (if any). In addition to the historical pattern of credit loss, we have considered the likelihood of increased credit risk and consequential default considering emerging situations due to COVID-19. This assessment is not based on any mathematical model but an assessment considering the impact immediately seen in the demand outlook and the financial strength of the customers in respect of whom amounts are receivable.





**34 Financial Instruments- Fair values and risk management (continued)**

**iv) Market risk**

Market risk is the risk that the fair value of future cash flows of a financial instrument will fluctuate because of changes in market prices, such as foreign exchange rates, interest rates and equity prices.

**Foreign currency risk**

The Company is exposed to currency risk to the extent that there is a mismatch between the currencies in which transactions are denominated and the functional currency of the Company. The functional currency of company is Rs. The currencies in which these transactions are primarily denominated is EUR and US dollar.

The summary quantitative data about the Company's exposure to currency risk (based on notional amounts) as reported to the management is as follows.

<b>As at 31 March 2021</b>	<b>EURO</b>	<b>USD</b>
Borrowings (current and non-current)	2,847.65	1,187.56
Trade payables	-	13.78
<b>Net assets/(liabilities)</b>	<b>(2,847.65)</b>	<b>(1,201.34)</b>

<b>As at 31 March 2020</b>	<b>EURO</b>	<b>USD</b>
Borrowings (current and non-current)	3,756.36	1,256.47
Trade payables	-	140.74
Other current financial liabilities	-	21.59
<b>Net assets/(liabilities)</b>	<b>(3,756.36)</b>	<b>(1,418.80)</b>

**Sensitivity analysis**

The sensitivity of profit or loss to changes in exchange rates arises mainly from foreign currency denominated financial instruments.

<b>Particulars</b>	<b>Impact on profit or (loss)</b>		<b>Impact on equity, net of tax</b>	
	<b>As at 31 March 2021</b>	<b>As at 31 March 2020</b>	<b>As at 31 March 2021</b>	<b>As at 31 March 2020</b>
<b>USD Sensitivity</b>				
INR/USD - Increase by 1%	(12.01)	(14.19)	(8.52)	(9.23)
INR/USD - Decrease by 1%	12.01	14.19	8.52	9.23
<b>EUR Sensitivity</b>				
INR/EUR - Increase by 1%	(28.48)	(37.56)	(20.18)	(24.44)
INR/EUR - Decrease by 1%	28.48	37.56	20.18	24.44

**Unhedged foreign currency exposure**

**At at 31 March 2021**

<b>Particulars</b>	<b>Foreign currency</b>	<b>Amount in foreign currency lakhs</b>	<b>Amount in INR</b>
Foreign currency liabilities	USD	16.34	1,201.34
	EURO	33.07	2,847.65

**At at 31 March 2020**

<b>Particulars</b>	<b>Foreign currency</b>	<b>Amount in foreign currency lakhs</b>	<b>Amount in INR</b>
Foreign currency liabilities	USD	18.82	1,418.80
	EURO	45.23	3,756.36

**Cash flow and fair value interest rate risk**

The Company's main interest rate risk arises from long-term borrowings with variable rates, which expose the Company to cash flow interest rate risk. The interest rate on the Company's financial instruments is based on market rates. The Company monitors the movement in interest rates on an ongoing basis.

**(a) Interest rate risk**

The exposure of the Company's borrowing to interest rate changes at the end of the reporting period are as follows:

<b>Financial liabilities (bank borrowings)</b>	<b>As at 31 March 2021</b>	<b>As at 31 March 2020</b>
Variable rate long term borrowings including current maturities	10,041.38	18,748.11

**Sensitivity**

<b>Particulars</b>	<b>Impact on profit or (loss)</b>		<b>Impact on equity, net of tax</b>	
	<b>As at 31 March 2021</b>	<b>As at 31 March 2020</b>	<b>As at 31 March 2021</b>	<b>As at 31 March 2020</b>
<b>Sensitivity</b>				
1% increase	(100.41)	(187.48)	(71.17)	(121.97)
1% decrease	100.41	187.48	71.17	121.97

The interest rate sensitivity is based on the closing balance of secured term loans from banks



### 35 Capital Management

#### Risk Management

The key objective of the Company's capital management is to ensure that it maintains a stable capital structure with the focus on total equity to uphold investor, creditor and customer confidence and to ensure future developments of the business. The Company is focused on maintaining a strong equity base to ensure independence, security as well as financial flexibility for potential future borrowings, if required, without impacting the risk profile of the Company.

The capital structure as of 31 March 2021 and 31 March 2020 was as follows:

Particulars	As at 31 March 2021	As at 31 March 2020
Total liabilities	29,217.86	31,586.21
Less: cash and cash equivalents	(372.38)	(125.88)
<b>Net debt (A)</b>	<b>28,845.48</b>	<b>31,460.33</b>
<b>Total equity (B)</b>	<b>19,748.88</b>	<b>17,250.21</b>
<b>Debt to equity ratio (A/B)</b>	<b>1.46</b>	<b>1.82</b>

There are no changes in the Company's approach to capital management during the year. The Company is not subject to externally imposed capital requirements.

### 36 Leases

The Company has taken office premises and software on lease from various parties. The leases typically run for a period of 1 year - 15 years. Lease payments are renegotiated nearing the expiry to reflect market rentals. When measuring lease liabilities, the Company discounted lease payments using its incremental borrowing rate.

#### (i) Lease liabilities

Following are the changes in the lease liabilities for the year ended 31 March 2021:

Particulars	As at 31 March 2021	As at 31 March 2020
Balance at the beginning of the year	746.57	845.22
Additions	5.73	7.21
Finance cost accrued during the period (refer note 27)	61.97	71.99
Payment of lease liabilities	(180.93)	(177.85)
<b>Balance at the end of the year</b>	<b>633.34</b>	<b>746.57</b>
Non-current lease liabilities	511.79	627.19
Current lease liabilities	121.55	119.38

#### (ii) Maturity analysis – contractual undiscounted cash flows

Particulars	As at 31 March 2021	As at 31 March 2020
Less than one year	173.17	180.25
One to five years	474.42	542.66
More than five years	132.17	231.35
<b>Total undiscounted lease liabilities</b>	<b>779.76</b>	<b>954.26</b>

#### (iii) Right-of-use assets

Right-of-use assets are presented on the balance sheet.

##### As at 31 March 2021

Particulars	Building	Software
Balance at the beginning of the year	618.26	110.91
Addition to right-of-use assets	5.78	-
Depreciation for the year (refer note 28)	(122.92)	(33.26)
<b>Balance at the end of the year</b>	<b>501.12</b>	<b>77.65</b>

##### As at 31 March 2020

Particulars	Building	Software
Balance at the beginning of the year	734.82	144.27
Addition to right-of-use assets	7.35	-
Depreciation for the year (refer note 28)	(123.91)	(33.36)
<b>Balance at the end of the year</b>	<b>618.26</b>	<b>110.91</b>

#### (iv) Amounts recognised in statement of profit or loss

Particulars	As at 31 March 2021	As at 31 March 2020
Depreciation on right-of-use assets (refer note 28)	156.18	157.27
Interest on lease liabilities (refer note 27)	61.97	71.99

#### (v) Amounts recognised in statement of cash flows

Particulars	As at 31 March 2021	As at 31 March 2020
Total cash out flow for leases	180.93	177.85



**37 Revenue from contracts with customers**

(a) Revenue is disaggregated by major products / service lines and timing of revenue recognition are as follows:

Particulars	Year ended 31 March 2021	Year ended 31 March 2020
<b>Timing of Revenue Recognition</b>		
Products and services transferred at a point in time	183.78	36.04
Products and services transferred over time	23,194.58	17,209.82
	<b>23,378.36</b>	<b>17,245.86</b>

**(b) Contract Balances**

The following table provides information about Contract assets and liabilities from contract with customers

Particulars	As at 31 March 2021	As at 31 March 2020
Trade receivables (refer note 11) *	620.52	688.93
Advances from customers (refer note 18)	1,067.88	473.72
Unearned revenue (refer note 18)	1,886.68	1,463.07

\* includes unbilled receivable of Rs. 93.26 lakhs (31 March 2020: Rs. 81.91 lakhs shown under other financial assets in the previous year)

**38** Covid-19 pandemic has been rapidly spreading throughout the world, including India. Government in India has taken significant measures to curb the spread of the virus including imposing mandatory lockdowns and restrictions in activities. Management believes that it has taken into account all the possible impacts of known events arising from COVID-19 pandemic and the resultant lockdowns in the preparation of the financial statements including but not limited to its assessment of Company's liquidity position and recoverable values of its property, plant and equipment. However, given the effect of these lockdowns on the overall economic activity, the impact assessment of COVID-19 on the abovementioned financial statement captions is subject to significant estimation uncertainties given its nature and duration and, accordingly, the actual impacts in future may be different from those estimated as at the date of approval of these financial statements. The Company will continue to monitor any material changes to future economic conditions and consequential impact on these financial statements.

**39 Details of provision**

The Company has made provision for various contractual obligations and disputed statutory and other liabilities based on its assessment of the amount it estimates to incur to meet such obligations which are as given below:

Particulars	As at 1 April 2020	Additions	Reversal	As at 31 March 2021
Provision for contingencies towards disputed dues (refer note (a) below)	194.01	-	-	194.01

Particulars	As at 1 April 2019	Additions	Reversal	As at 31 March 2020
Provision for contingencies towards disputed dues (refer note (a) below)	97.00	97.01	-	194.01

a) The Company has received demand from the custom authorities on account of non-fulfilment of foreign currency earnings obligations. The case is currently stayed by the High Court of Kerala.

**40** The Company was a Multi System Operator (MSO) under Section 2(c) of the Cable Television Networks Rules, 1994 and also has an Internet Service Provider (ISP) license from Department of Telecommunications ('DOT'). The Company has been assessed on yearly basis by the DOT, and provisional assessment had been completed up to the financial year ended 31 March 2015. During the previous year and current year, the Company has received demand orders from DOT, amounting Rs. 62,538 lakhs (including license fee, interest, penalty and interest on penalty) for the period from 1 April 2008 to 31 March 2019. This was computed by including the revenue generated from cable TV and allied businesses, whereby the DOT contradicted its own stand which it had followed until then.

These orders are based on Hon. Supreme Court order on Adjusted Gross Revenue ('AGR') dues from telecom operators. Subsequently, the Hon. Supreme Court vide its orders dated 11 June 2020 and 18 June 2020, in the matter pertaining to public sector undertakings ('PSU's'), having licenses other than Unified license, clarified that the AGR judgement could not have been a basis for raising demands on the non-telecom PSU's and accordingly DOT withdrew the demands on the non-telecom PSUs. Further, the Company has appealed to the Telecom Disputes Settlement and Appellate Tribunal (TDSAT), which has granted stay on the demand till further hearings. During the year, pursuant to the representations made by AIDCF (All India Digital Cable Federation) to Ministry of Information and Broadcasting (MIB), MIB has sent an office memorandum to DOT dated 17 February 2021. Pursuant to this, the DOT has sought adjournment from TDSAT for seeking instructions from MIB.

Management believes, based on legal advice obtained by the Company and the Company's own internal evaluation, that the Company will be able to successfully defend its position and the demand will be disposed-off in favour of the Company. Accordingly, no provision is made in the books of accounts for this claim and Management also believes that the legal proceedings will not have any adverse impact on the financial results and the functioning of the Company.

**41 Related party transactions**

**Related party relationships:**

Description of relationship	Names of related parties
Subsidiary companies	Asianet Digital Network Private Limited Roseblossoms Vision Private Limited
Entity in which KMP has significant influence	M/s. Hathway Cable & Datacom Limited
Entity exercising significant influence on the Company	Coronet Investments Private Limited
Directors and Key Management Personnel (KMP)	Mr. Vijay Aggarwal, Director (till 20 May 2021) Mr. Viren Raheja, Director Mr. Vinayak Aggarwal, Director Ms. Aneesha Akshay Raheja, Director Mr. Rakesh Thakor Desai, Director Mr. P.S Suresh, Executive Director (w.e.f 14 October 2020) Mr. Sankaranarayana Gopalan, Managing Director and CEO (w.e.f 1 February 2021) Mr. Joby Mathew, Company Secretary



**41 Related party transactions (continued)**

**(B) Details of related party transactions during the year ended 31 March 2021**

Name of the Related Party	Nature of transaction	Volume of transactions for the year		Outstanding balance as at	
		Year ended 31 March 2021	Year ended 31 March 2020	As at 31 March 2021	As at 31 March 2020
Asianet Digital Network Private Limited	Expenses recovery from subsidiary company	2,304.17	2,742.66	(641.62)	1,459.61
	Expenses incurred on behalf of subsidiary				
	Operating expenses				
	Consumption of stores, spares and consumables	0.43	81.85		
	Lease/ bandwidth charges	54.64	215.76		
	Pole rent / inspection charges	58.12	1,385.95		
	Power (network)	12.47	15.03		
	Repairs & Maintenance - machinery	23.87	150.70		
	Finance costs				
	Interest on bank borrowings	29.80	70.35		
	Employee benefits expense				
	Salaries and allowances	770.42	1,058.81		
	Contributions to provident and other funds	69.42	216.04		
	Staff welfare expenses	11.60	146.15		
	Other expenses				
	Advertising and marketing	0.13	80.12		
	Communication	10.06	24.65		
	Electricity charges	10.73	10.56		
	Legal and professional	6.04	137.19		
	Miscellaneous expenses	0.38	1.17		
	Office maintenance expenses	28.00	20.15		
	Printing and stationery	3.48	8.17		
	Rates and taxes	0.44	73.51		
	Repairs and maintenance - buildings	0.01	0.22		
	Repairs and maintenance - others	5.39	7.33		
	Travelling and conveyance	10.63	27.67		
	Expenses reimbursed to subsidiary				
	Operating expenses				
	Customer care expenses	-	(1.49)		
	Repairs & maintenance - machinery	-	(53.86)		
	Power	131.08	(125.18)		
	Repairs and maintenance - machinery	48.97	-		
	Pole Rentals - KSEB	201.66	-		
	Employee benefits expense				
	Salaries and allowances	274.54	(5.91)		
	Staff welfare expenses	-	(91.48)		
	Other expenses				
	Contract labour	-	(44.16)		
	Sale of capital goods	142.55	660.90		
	Interest on loan	54.01	240.99		
	Guarantee commission received	22.00	2.09		
	Guarantee commission paid	(90.60)	(82.33)		
	Advance for sale of assets	(1,300.00)	-	(1,300.00)	-
	Guarantees received / (revoked)	(3,671.08)	2,980.41	(15,457.38)	(19,128.46)
	Guarantees given	(2,894.07)	(1,556.96)	4,833.79	1,939.73
Hathway Cable & Datacom Limited	Lease payments	44.85	-	-	(44.85)
Key Management Personnel (KMP)	Salaries and allowances*	135.29	102.56		-

\* The amounts does not include provision for gratuity and compensated absences as the same is determined for the Company as a whole based on an actuarial valuation.



#### 42 Assets classified as held for sale

The Board of directors has approved to sell the below plant and equipment on 30 January 2021. Asset held for sale as on 31 March 2021 has been stated at carrying value (being lower of fair value less cost to sell or net book value).

Particulars of asset	As at 31 March 2021	As at 31 March 2020
Plant and equipment	1,370.81	-

Represents network assets held for sale to subsidiary company.

Particulars	As at 31 March 2021	As at 31 March 2020
Advances received towards sale of plant and equipment	1,300.00	-

As per our report of even date attached

for **B S R & Associates LLP**

Chartered Accountants

Firm registration number: 116231W /W-100024

**BABY  
PAUL**

Digitally signed  
by BABY PAUL  
Date: 2021.08.28  
19:38:54 +05'30'

**Baby Paul**

Partner

Membership number: 218255

Kochi  
28 August 2021

for and on behalf of the Board of Directors of

**Asianet Satellite Communications Private Limited**

(formerly known as Asianet Satellite Communications Limited)

CIN: U92132KL1992PTC006725

VIREN

RAJAN

RAHEJA

**Viren Raheja**

Chairman and Director

DIN: 00037592

Mumbai  
28 August 2021

Digitally signed by  
VIREN RAJAN  
RAHEJA  
Date: 2021.08.28  
18:48:10 +05'30'

G.SANKARANARAYANA

Digitally signed by G.SANKARANARAYANA  
Date: 2021.08.28 18:14:25 +05'30'

**G Sankaranarayana**

Managing Director and CEO

DIN: 07247965

Mumbai  
28 August 2021

PAZHEMPALLIL  
SIVARAMAN NAIR SURESH

**P S Suresh**

Executive Director

DIN: 08421313

Thiruvananthapuram  
28 August 2021

Digitally signed by PAZHEMPALLIL  
SIVARAMAN NAIR SURESH  
Date: 2021.08.28 18:17:55 +05'30'

**JOBY MATHEW**

Digitally signed by JOBY MATHEW  
Date: 2021.08.28 18:21:01 +05'30'

**Joby Mathew**

Company Secretary

Membership no: A 24411

Thiruvananthapuram  
28 August 2021

